

2007



KHSAA Regional Basketball Tournament Financial Report
 (return one copy to KHSAA by published deadlines. File separate reports if Girls and Boys
 Tournaments are held separately)

KHSAA Form BK106
 Rev. 01/06

REGION # 1 BOYS or GIRLS _____ HELD AT RSEC - MURRAY STATE DATES MARCH 7,8,12,13

| | | | | |
|--------|--|----------|-----------|------------------|
| Part A | REVENUE ITEMS | Price(s) | Receipts | Totals |
| | Ticket Sales | 7,53 | 50,404.00 | |
| | Broadcasting | | 0 | |
| | Sponsorship | | 0 | |
| | TOTAL REVENUE (1) | | | 50,404.00 |
| Part B | EXPENSE ITEMS | | Expenses | |
| | Game Officials | | 1,660.00 | |
| | Trophies | | 421.41 | |
| | Travel for Participating Teams | | 0 | |
| | Other Itemized Expenses approved by majority vote of schools in tournament (provide separate listing or list on back of this form) | | 7,865.02 | |
| | TOTAL EXPENSES (2) | | | 9,946.43 |
| Part C | Net Profit (Part A (1) minus Part B (2) total) | | | 40,457.57 |
| Part D | Allowance to Host School - Maximum 15% for rental and 10% incidental expenses unless otherwise approved by majority vote | | 4,045.76 | |
| Part E | Profit Subject to Division by Schools (Part C minus Part D) | | | 36,411.81 |
| Part F | Amount set aside for non participating schools by vote of ALL schools per Constitution Article VII, Section 2 | | 9,396.60 | |
| Part G | Amount to be Divided Among Participating Schools (Part E minus Part F) | | | 27,015.21 |

LIST BELOW INDIVIDUAL AMOUNTS FOR REGIONAL TOURNAMENT NET PROFITS FROM PART E ABOVE, NOT INCLUDING TRAVEL EXPENSES

| School | Amount | School | Amount | School | Amount |
|---------------|---------|-------------|---------|----------|----------|
| BALLARD | 1174.57 | MURRAY | 1174.57 | CALLOWAY | 3,523.72 |
| CARLISLE CO | 1174.57 | REIDLAND | 1174.57 | ST MARY | 3,523.72 |
| COM CHRISTIAN | 1174.57 | MAYFIELD | 2349.14 | MARSHALL | 4,698.30 |
| GRAVES | 1174.57 | FULTON CITY | 2349.14 | PADUCAH | 5,872.87 |
| HICKMAN | 1174.57 | HEATH | 2349.14 | | |
| LONE OAK | 1174.57 | FULTON CO | 2349.14 | | |

PAID ATTENDANCE BY SESSIONS (Tickets Sold NOT money received)

| BOYS | | GIRLS | | COMBINED | |
|--------------|------------------|-------------|------|----------|------|
| Session | Paid | Session | Paid | Session | Paid |
| 1 | 10,106.00 | | | | |
| 2 | 10,525.00 | | | | |
| 3 | 17,471.00 | | | | |
| 4 | 12,050.00 | | | | |
| 5 | 252.00 | PADUCAH SUN | | | |
| 6 | | | | | |
| 7 | | | | | |
| Total | 50,404.00 | Total | | Total | |

**** NOTE ** IF ANY OTHER PLAN FOR THE DIVISION OF TOURNAMENT RECEIPTS IS USED, A MAJORITY VOTE OF THE PARTICIPATING SCHOOLS MUST BE OBTAINED, DOCUMENTED, AND SENT TO THE KHSAA.**

JASON PITTMAN MURRAY STATE (270) 809-5577
 MANAGER SCHOOL DAYTIME PHONE

BOYS - REGIONAL TOURNAMENT SETTLEMENT

EVENT: Regional Tournament BOYS
File:

PROMOTER: RSEC
Event Date: March 7, 8, 12, 13

GROSS TICKET SALES:

| | | | | |
|---------------------------------|-------------|-------|---------|-------------------------|
| | Chair Seats | 3,850 | \$ 7.00 | \$ 26,950.00 |
| Total Tix Sold: | GA | 3,722 | \$ 5.00 | \$ 18,610.00 |
| | Student | 1,649 | \$ 3.00 | \$ 4,947.00 |
| Total Tix Purchased: | | | | |
| | | 9,221 | | |
| Total Gross Sales: | | | | \$ 50,507.00 |
| Adjustments: Overages/Shortages | | | | \$ (103.00) |
| Gross Ticket Sales: | | | | \$ 50,404.00 |

Ticket Sales & Services:

| | | | | |
|------------------|--|--|--|-----------|
| Ticket Printing: | | | | \$ 737.24 |
|------------------|--|--|--|-----------|

~~Total for Ticket Sales & Service:~~~~\$ 737.24~~**Production:**

| | | | | |
|---|--|--|--|-----------|
| Pairings Party | | | | \$ 45.49 |
| Cups | | | | \$ 25.79 |
| Trophies (Conference \$65.46, Yates \$28.30, Tphy Case \$265.50, Rec. Plus \$62.00) | | | | \$ 421.41 |



~~Total for Production:~~~~\$ 492.69~~**Event Staffing:**

| | | | | |
|--|--|--|--|-------------|
| Assistant Tournament Manager - Scott Grant | | | | \$ 500.00 |
| Ticket Manager - Susan | | | | \$ 200.00 |
| Time/Score Keepers | | | | \$ 525.00 |
| PA Announcer | | | | \$ 175.00 |
| PA Music | | | | \$ 175.00 |
| Ushers | | | | \$ 829.50 |
| ADA Ushers: | | | | \$ 241.50 |
| Crew Leaders | | | | \$ 684.00 |
| Public Safety | | | | \$ 1,000.00 |
| Ticket Sellers/ Takers: | | | | \$ 1,489.00 |
| Hospitality | | | | \$ 82.50 |
| Parking ROTC | | | | \$ 1,000.00 |
| Officials | | | | \$ 1,660.00 |
| Trainer | | | | \$ 175.00 |

~~Total for Event Staffing:~~~~\$ 7,718.50~~



REGIONAL TOURNAMENT SALES BREAKDOWN

Type # Price Total



| | | | | | | |
|-----------------|--------------|-----|---------|---------------------|-------------|-----|
| 3/7/2007 | Adv Chair | 628 | \$ 7.00 | \$ 4,396.00 | Chair seats | 760 |
| Boys | Adv GA | 40 | \$ 5.00 | \$ 200.00 | GA | 690 |
| | Adv Child GA | 447 | \$ 3.00 | \$ 1,341.00 | Child | 447 |
| | Chair | 132 | \$ 7.00 | \$ 924.00 | | |
| | GA | 650 | \$ 5.00 | \$ 3,250.00 | | |
| | SHORTAGE | | | \$ (5.00) | | |
| | TOTAL | | | \$ 10,106.00 | | |

| | | | | | | |
|-----------------|--------------|-----|---------|---------------------|-------------|-----|
| 3/8/2007 | Adv Chair | 566 | \$ 7.00 | \$ 3,962.00 | Chair seats | 757 |
| Boys | Adv GA | 33 | \$ 5.00 | \$ 165.00 | GA | 903 |
| | Adv Child GA | 264 | \$ 3.00 | \$ 792.00 | Child | 264 |
| | SHORTAGE | | | \$ (62.00) | | |
| | Chair | 191 | \$ 7.00 | \$ 1,337.00 | | |
| | GA | 870 | \$ 5.00 | \$ 4,350.00 | | |
| | SHORTAGE | | | \$ (19.00) | | |
| | TOTAL | | | \$ 10,525.00 | | |



| | | | | | | |
|------------------|--------------|------|---------|-------------|-------------|------|
| 3/12/2007 | Adv Chair | 1093 | \$ 7.00 | \$ 7,651.00 | Chair seats | 1387 |
| Boys | Adv GA | 47 | \$ 5.00 | \$ 235.00 | GA | 1224 |
| | Adv Child GA | 549 | \$ 3.00 | \$ 1,647.00 | Child | 549 |
| | Chair | 284 | \$ 7.00 | \$ 2,058.00 | | |
| | GA | 1177 | \$ 5.00 | \$ 5,885.00 | | |
| | SHORTAGE | | | \$ (5.00) | | |

REGIONAL TOURNAMENT SALES BREAKDOWN


TOTAL \$ 17,471.00

| | | | | | | |
|-----------|--------------|-----|---------|--------------|-------------|-----|
| 3/13/2007 | Adv Chair | 875 | \$ 7.00 | \$ 4,725.00 | Chair seats | 910 |
| Boys | Adv GA | 51 | \$ 5.00 | \$ 255.00 | GA | 905 |
| | Adv Child GA | 389 | \$ 3.00 | \$ 1,167.00 | Child | 389 |
| | Chair | 235 | \$ 7.00 | \$ 1,645.00 | | |
| | GA | 854 | \$ 5.00 | \$ 4,270.00 | | |
| | SHORTAGE | | | \$ (12.00) | | |
| | TOTAL | | | \$ 12,050.00 | | |

Paducah Sun

| | | | |
|----------------|-----------|-------|----|
| Boys Give away | \$ 252.00 | Chair | 36 |
| | \$ 504.00 | | |

TOTAL BOYS \$ 50,404.00



| | |
|------------------------------|------|
| Boys Total Attendance | |
| Chair seats | 3850 |
| GA | 3722 |
| Child | 1649 |



KHSAA Regional Basketball Tournament Financial Report
 (return one copy to KHSAA by published deadlines. File separate reports if Girls and Boys
 Tournaments are held separately)

KHSAA Form BK106
 Rev. 01/06

REGION # 1 BOYS or GIRLS X HELD AT RSEC - MURRAY STATE DATES MARCH 5,6,9,10

| Part A | REVENUE ITEMS | Price(s) | Receipts | Totals |
|--------|--|----------|-----------------|------------------|
| | Ticket Sales | 7,53 | 34,438 | |
| | Broadcasting | | 0 | |
| | Sponsorship | | 0 | |
| | TOTAL REVENUE (1) | | | 34,438.00 |
| Part B | EXPENSE ITEMS | | Expenses | |
| | Game Officials | | 1,660.00 | |
| | Trophies | | 421.62 | |
| | Travel for Participating Teams | | 0 | |
| | Other Itemized Expenses approved by majority vote of schools in tournament (provide separate listing or list on back of this form) | | 7,707.27 | |
| | TOTAL EXPENSES (2) | | | 9,788.69 |
| Part C | Net Profit (Part A (1) minus Part B (2) total) | | | 24,649.31 |
| Part D | Allowance to Host School - Maximum 15% for rental and 10% incidental expenses unless otherwise approved by majority vote | | 2,464.93 | |
| Part E | Profit Subject to Division by Schools (Part C minus Part D) | | | 22,184.38 |
| Part F | Amount set aside for non participating schools by vote of ALL schools per Constitution Article VII, Section 2 | | 5,725.00 | |
| Part G | Amount to be Divided Among Participating Schools (Part E minus Part F) | | | 16,459.38 |

LIST BELOW INDIVIDUAL AMOUNTS FOR REGIONAL TOURNAMENT NET PROFITS FROM PART E ABOVE, NOT INCLUDING TRAVEL EXPENSES

| School | Amount | School | Amount | School | Amount |
|---------------|--------|------------|---------|--------------|----------|
| BALLARD CO | 715.63 | REIDLAND | 715.63 | FULTON CO | 2146.88 |
| CARLISLE CO | 715.63 | ST. MARY | 715.63 | PADUCAH TILG | 2146.88 |
| COM CHRISTION | 715.63 | MAYFIELD | 1431.26 | MARSHALL CO | 2,862.50 |
| FULTON CITY | 715.63 | LONE OAK | 1431.26 | ALLOWAY CO | 3,578.13 |
| HEATH | 715.63 | HICKMAN CO | 1431.26 | | |
| MURRAY | 715.63 | GRAVES CO | 1431.26 | | |

PAID ATTENDANCE BY SESSIONS (Tickets Sold NOT money received)

| BOYS | | GIRLS | | COMBINED | |
|---------|------|-------------|-----------|----------|------|
| Session | Paid | Session | Paid | Session | Paid |
| 1 | | 1 | 4,792.00 | | |
| 2 | | 2 | 8,465.00 | | |
| 3 | | 3 | 10,077.00 | | |
| 4 | | 4 | 10,849.00 | | |
| 5 | | PADUCAH SUN | 252.00 | | |
| 6 | | | | | |
| 7 | | | | | |
| Total | | Total | 34,435.00 | Total | |

**** NOTE ** IF ANY OTHER PLAN FOR THE DIVISION OF TOURNAMENT RECEIPTS IS USED, A MAJORITY VOTE OF THE PARTICIPATING SCHOOLS MUST BE OBTAINED, DOCUMENTED, AND SENT TO THE KHSAA.**

JASON PITTMAN MURRAY STATE (270) 809-5577
 MANAGER SCHOOL DAYTIME PHONE

GIRLS - REGIONAL TOURNAMENT SETTLEMENT

EVENT: Regional Tournament GIRLS

PROMOTER: RSEC

File:

Event Date: March 5, 6, 9, 10

GROSS TICKET SALES:

| | | | | |
|---------------------------------|--------------------|--------------|----------------|---------------------|
| | Chair Seats | 2873 | \$ 7.00 | \$ 20,111.00 |
| Total Tix Sold: | GA | 2242 | \$ 5.00 | \$ 11,210.00 |
| | Student | 1038 | \$ 3.00 | \$ 3,114.00 |
| Total Tix Purchased: | | | | |
| | | 6,153 | | |
| Total Gross Sales: | | | | \$ 34,435.00 |
| Adjustments: Overages/Shortages | | | | \$ 3.00 |
| Gross Ticket Sales: | | | | \$ 34,438.00 |

Ticket Sales & Services:

| | | | | |
|------------------|--|--|--|------------------|
| Ticket Printing: | | | | \$ 737.24 |
|------------------|--|--|--|------------------|

Total for Ticket Sales & Services:**\$ 737.24****Production:**

| | | | | |
|---|--|--|--|------------------|
| Pairings Party | | | | \$ 45.49 |
| Cups | | | | \$ 25.79 |
| Trophies (Conference \$65.47, Yates \$28.30, Tphy Case \$265.50, Rec. Plus \$62.00) | | | | \$ 421.42 |

Total for Production:**\$ 492.70****Event Staffing:**

| | | | | |
|--|--|--|--|--------------------|
| Assistant Tournament Manager - Scott Grant | | | | \$ 500.00 |
| Ticket Manager - Susan | | | | \$ 200.00 |
| Time/Score Keepers | | | | \$ 525.00 |
| PA Announcer | | | | \$ 175.00 |
| PA Music | | | | \$ 175.00 |
| Ushers | | | | \$ 831.00 |
| ADA Ushers: | | | | \$ 245.00 |
| Crew Leaders | | | | \$ 657.00 |
| Public Safety | | | | \$ 1,000.00 |
| Ticket Sellers/ Takers: | | | | \$ 1,335.75 |
| Hospitality | | | | \$ 80.00 |
| Parking ROTC | | | | \$ 1,000.00 |
| Officials | | | | \$ 1,560.00 |
| Trainer | | | | \$ 175.00 |

Total for Event Staffing:**\$ 8,557.75**



KHSAA Regional Basketball Tournament Financial Report
(return one copy to KHSAA by published deadlines. File separate reports if Girls and Boys Tournaments are held separately)

REGION # **2** BOYS **X** or GIRLS HELD AT Hopkinsville High School DATES March 7-13

| Part | Description | Price(s) | Receipts | Totals |
|--------------------|--|----------|------------|------------|
| Part A | REVENUE ITEMS | 6.00 | 34729.00 | |
| | Ticket Sales | | | |
| | Broadcasting | | | |
| | Sponsorship | | | |
| | TOTAL REVENUE (1) | | | \$34729.00 |
| Part B | EXPENSE ITEMS | | Expenses | |
| | Game Officials | | \$1809.00 | |
| | Trophies | | \$ 528.66 | |
| | Travel for Participating Teams | | \$1140.00 | |
| | Other Itemized Expenses approved by majority vote of schools in tournament (provide separate listing or list on back of this form) | | \$9560.00 | |
| TOTAL EXPENSES (2) | | | \$13037.66 | |
| Part C | Net Profit (Part A (1) minus Part B (2) total) | | | \$21691.34 |
| Part D | Allowance to Host School - Maximum 15% for rental and incidental expenses unless otherwise approved by majority vote | | \$2410.14 | |
| Part E | Profit Subject to Division by Schools (Part C minus Part D) | | | \$19281.20 |
| Part F | Amount set aside for non participating schools by vote of ALL schools per Constitution Article VII, Section 2 | | | |
| Part G | Amount to be Divided Among Participating Schools (Part E minus Part F) | | | \$19281.20 |

LIST BELOW INDIVIDUAL AMOUNTS FOR REGIONAL TOURNAMENT NET PROFITS FROM PART E ABOVE, NOT INCLUDING TRAVEL EXPENSES

| School | Amount | School | Amount |
|----------------|-----------|--------|-----------|
| HHS | \$4820.29 | Trigg | \$2410.15 |
| CCHS | \$2410.15 | HCHS | \$2410.15 |
| Webster | \$2410.15 | | |
| MNHHS | \$2410.15 | | |
| Crittenden Co. | \$2410.15 | | |
| Caldwell Co. | \$2410.15 | | |

PAID ATTENDANCE BY SESSIONS (Tickets Sold NOT money received)

| BOYS | | GIRLS | | COMBINED | |
|---------|------|---------|------|----------|------|
| Session | Paid | Session | Paid | Session | Paid |
| 1 | 1174 | | | | |
| 2 | 1153 | | | | |
| 3 | 2068 | | | | |
| 4 | 1406 | | | | |
| 5 | | | | | |
| 6 | | | | | |
| 7 | | | | | |
| Total | 5801 | Total | | Total | |

NOTE: IF ANY OTHER PLAN FOR THE DIVISION OF TOURNAMENT RECEIPTS IS USED, A MAJORITY VOTE OF THE PARTICIPATING SCHOOLS MUST BE OBTAINED, DOCUMENTED, AND SENT TO THE KHSAA.

[Signature]
MANAGER

Hopkinsville High School
SCHOOL

270-887-1200
DAYTIME PHONE



KHSAA Regional Basketball Tournament Financial Report
 (return one copy to KHSAA by published deadlines. File separate reports if Girls and Boys Tournaments are held separately)

KHSAA Form BK106
 Rev. 01/06

REGION # 2 BOYS or GIRLS HELD AT Crittenden DATES 3/5-3/10

| | | | | |
|--------|--|----------|----------|----------------|
| Part A | REVENUE ITEMS | Price(s) | Receipts | Totals |
| | Ticket Sales | 5.00 | \$10,905 | |
| | Broadcasting | | 0 | |
| | Sponsorship | | 0 | |
| | TOTAL REVENUE (1) | | | 10,905 |
| Part B | EXPENSE ITEMS | | Expenses | |
| | Game Officials | | 1794 | |
| | Trophies | | 435.43 | |
| | Travel for Participating Teams | | 604.00 | |
| | Other Itemized Expenses approved by majority vote of schools in tournament (provide separate listing or list on back of this form) | | 5914.06 | |
| | TOTAL EXPENSES (2) | | | 8797.49 |
| Part C | Net Profit (Part A (1) minus Part B (2) total) | | | 2107.51 |
| Part D | Allowance to Host School - Maximum 15% for rental and incidental expenses unless otherwise approved by majority vote | | 0 | |
| Part E | Profit Subject to Division by Schools (Part C minus Part D) | | | |
| Part F | Amount set aside for non participating schools by vote of ALL schools per Constitution Article VII, Section 2 | | 0 | |
| Part G | Amount to be Divided Among Participating Schools (Part E minus Part F) | | | 2107.51 |

LIST BELOW INDIVIDUAL AMOUNTS FOR REGIONAL TOURNAMENT NET PROFITS FROM PART E ABOVE, NOT INCLUDING TRAVEL EXPENSES

| School | Amount | School | Amount | School | Amount |
|---------------|--------|------------|--------|--------|--------|
| Lyon | 234 | Christian | 234 | | |
| L. Livingston | 234 | University | 234 | | |
| Union | 234 | Crittenden | 234 | | |
| Henderson | 234 | | | | |
| Marietta | 234 | | | | |
| Hopkinsville | 234 | | | | |

PAID ATTENDANCE BY SESSIONS (Tickets Sold NOT money received)

| BOYS | | GIRLS | | COMBINED | |
|---------|------|---------|------|----------|------|
| Session | Paid | Session | Paid | Session | Paid |
| 1 | | 1 | 465 | | |
| 2 | | 2 | 531 | | |
| 3 | | 3 | 692 | | |
| 4 | | 4 | 488 | | |
| 5 | | | | | |
| 6 | | | | | |
| 7 | | | | | |
| Total | | Total | 2181 | Total | |

**** NOTE ** IF ANY OTHER PLAN FOR THE DIVISION OF TOURNAMENT RECEIPTS IS USED, A MAJORITY VOTE OF THE PARTICIPATING SCHOOLS MUST BE OBTAINED, DOCUMENTED, AND SENT TO THE KHSAA.**

[Signature]
 MANAGER

Crittenden HS
 SCHOOL

220 965-2243
 DAYTIME PHONE



Regional Girls 2006-07

| | |
|----------|-------------|
| Receipts | \$10,905.00 |
| Expense | \$8,797.49 |

| | |
|--------------------|------------|
| 2nd Regional Board | \$3,500.00 |
| Manager | \$400.00 |
| Hospitality Room | \$798.18 |
| Trophies | \$485.43 |
| Custodial | \$470.88 |
| Official Timer | \$70.00 |
| Official Scorer | \$70.00 |
| Announcer | \$105.00 |
| Gate Workers | \$300.00 |
| Officials | \$1,794.00 |
| Parking | \$200.00 |
| Mileage | \$604.00 |

| | |
|--------------------|--|
| Union | \$234.17 + \$80.00 Mileage = \$314.17 |
| Livingston | \$234.17 + 24.00 Mileage = \$258.17 |
| Christian | \$234.17 + \$144.00 Mileage = \$378.17 |
| Hopkins | \$234.16 + \$44.00 Mileage = \$278.16 |
| Lyon | \$234.16 + \$24.00 Mileage = \$258.16 |
| Henderson | \$234.17 + \$144.00 Mileage = \$378.17 |
| Madisonville North | \$234.17 + \$96.00 Mileage = \$330.17 |
| University Heights | \$234.17 + \$48.00 Mileage = \$282.17 |
| Crittenden | \$234.17 |



KHSAA Regional Basketball Tournament Financial Report
 (return one copy to KHSAA by published deadlines. File separate reports if Girls and Boys
 Tournaments are held separately)

KHSAA Form BK106
Rev. 01/06

REGION # 3 BOYS X or GIRLS _____ HELD AT Grayson County DATES March 6-12

| Part A | REVENUE ITEMS | Price(s) | Receipts | Totals |
|--------|--|----------|-----------|-----------|
| | Ticket Sales | \$5 | 34,225.00 | |
| | Broadcasting | | | |
| | Sponsorship | | | |
| | TOTAL REVENUE (1) | | | 34,225.00 |
| Part B | EXPENSE ITEMS | | Expenses | |
| | Game Officials | | 2,097.00 | |
| | Trophies | | 273.11 | |
| | Travel for Participating Teams | | | |
| | Other Itemized Expenses approved by majority vote of schools in tournament (provide separate listing or list on back of this form) | | 2,200.70 | |
| | TOTAL EXPENSES (2) | | | 4,570.81 |
| Part C | Net Profit (Part A (1) minus Part B (2) total) | | | 29,654.19 |
| Part D | Allowance to Host School - Maximum 15% for rental and incidental expenses unless otherwise approved by majority vote | | 6,845.00 | |
| Part E | Profit Subject to Division by Schools (Part C minus Part D) | | | 22,809.19 |
| Part F | Amount set aside for non participating schools by vote of ALL schools per Constitution Article VII, Section 2 | | | |
| Part G | Amount to be Divided Among Participating Schools (Part E minus Part F) | | | 22,809.19 |

LIST BELOW INDIVIDUAL AMOUNTS FOR REGIONAL TOURNAMENT NET PROFITS FROM PART E ABOVE, NOT
INCLUDING TRAVEL EXPENSES

| School | Amount | School | Amount | School | Amount |
|-------------|---------|------------|---------|--------|--------|
| Apollo | 2851.15 | Owensboro | 2851.15 | | |
| Edmonson Co | 2851.15 | Grayson Co | 2851.14 | | |
| Hancock Co | 2851.16 | | | | |
| Meade Co | 2851.16 | | | | |
| Muhl. North | 2851.15 | | | | |
| Muhl. South | 2851.15 | | | | |

PAID ATTENDANCE BY SESSIONS (Tickets Sold NOT money received)

| BOYS | | GIRLS | | COMBINED | |
|---------|------|---------|------|----------|------|
| Session | Paid | Session | Paid | Session | Paid |
| 1 | 3581 | | | | |
| 2 | 688 | | | | |
| 3 | 1070 | | | | |
| 4 | 1506 | | | | |
| 5 | | | | | |
| 6 | | | | | |
| 7 | | | | | |
| Total | 6845 | Total | | Total | |

**** NOTE **** IF ANY OTHER PLAN FOR THE DIVISION OF TOURNAMENT RECEIPTS IS USED, A MAJORITY VOTE OF THE PARTICIPATING SCHOOLS MUST BE OBTAINED, DOCUMENTED, AND SENT TO THE KHSAA.

Frank Gentry MANAGER Grayson Co High SCHOOL 270-259-4078 DAYTIME PHONE

* 20% Host Allowance approved by 3rd Region Principals at meeting of 1/25/07 at Grayson Co.



KHSAA Regional Basketball Tournament Financial Report
 (return one copy to KHSAA by published deadlines. File separate reports if Girls and Boys
 Tournaments are held separately)

KHSAA Form BK106
Rev. 01/06

REGION # 3 BOYS or GIRLS HELD AT Muhlenberg South High School DATES 3/5-3/10

| Part A | REVENUE ITEMS | Price(s) | Receipts | Totals |
|--------|--|----------|----------|-----------------|
| | Ticket Sales | \$5.00 | \$19,740 | |
| | Broadcasting | | NA | |
| | Sponsorship | | NA | |
| | TOTAL REVENUE (1) | | | \$19,740 |
| Part B | EXPENSE ITEMS | | Expenses | |
| | Game Officials | | \$1905 | |
| | Trophies | | \$291.11 | |
| | Travel for Participating Teams | | NA | |
| | Other Itemized Expenses approved by majority vote of schools in tournament (provide separate listing or list on back of this form) | | \$2660 | |
| | TOTAL EXPENSES (2) | | | \$4856 |
| Part C | Net Profit (Part A (1) minus Part B (2) total) | | | \$14,884 |
| Part D | Allowance to Host School - Maximum 15% for rental and incidental expenses unless otherwise approved by majority vote | | \$2977 | |
| Part E | Profit Subject to Division by Schools (Part C minus Part D) | | | \$11,907 |
| Part F | Amount set aside for non participating schools by vote of ALL schools per Constitution Article VII, Section 2 | | NA | |
| Part G | Amount to be Divided Among Participating Schools (Part E minus Part F) | | | \$11,907 |

LIST BELOW INDIVIDUAL AMOUNTS FOR REGIONAL TOURNAMENT NET PROFITS FROM PART E ABOVE, NOT INCLUDING TRAVEL EXPENSES

| School | Amount | School | Amount | School | Amount |
|------------------|---------|-------------|---------|--------|--------|
| Muhlenberg North | 1488.37 | Owensboro | 1488.37 | | |
| Grayson | 1488.37 | Ohio County | 1488.37 | | |
| Hancock | 1488.37 | | | | |
| Catholic | 1488.37 | | | | |
| Edmondson | 1488.37 | | | | |
| Meade | 1488.37 | | | | |

PAID ATTENDANCE BY SESSIONS (Tickets Sold NOT money received)

| BOYS | | GIRLS | | COMBINED | |
|---------|------|------------|------|----------|------|
| Session | Paid | Session | Paid | Session | Paid |
| 1 | | 1Ohio | 945 | | |
| 2 | | 2Meade | 428 | | |
| 3 | | 3Grayson | 697 | | |
| 4 | | 4Catholic | 506 | | |
| 5 | | Semifinals | 619 | | |
| 6 | | Finals | 753 | | |
| 7 | | | | | |
| Total | | Total | 3948 | Total | |

**** NOTE ** IF ANY OTHER PLAN FOR THE DIVISION OF TOURNAMENT RECEIPTS IS USED, A MAJORITY VOTE OF THE PARTICIPATING SCHOOLS MUST BE OBTAINED, DOCUMENTED, AND SENT TO THE KHSAA.**

| | | |
|-------------|------------------------------|---------------|
| Chris Allen | Muhlenberg South High School | 270-338-9409 |
| MANAGER | SCHOOL | DAYTIME PHONE |

2007 3rd Region Grils Expenses

Tickets Sales

Round 1

| | |
|--------------------|-------------|
| Ohio Co. | \$4,725 |
| Meade Co. | \$2,140 |
| Grayson Co. | \$3,485 |
| Owensboro Catholic | \$2,530 |
| Semifinals | \$3,095 |
| Finals | \$3,765 |
| Total | \$19,740 |

Host Expenses

Round 1

| |
|--------------------|
| Ohio Co. |
| Meade Co. |
| Grayson Co. |
| Owensboro Catholic |

Officials

| | |
|-------|-------|
| \$273 | \$450 |
| \$312 | \$450 |
| \$285 | \$440 |
| \$270 | \$850 |

Other

\$400 sports Center Rental

Expenses

| | |
|-------------------------|----------|
| Official (Total) | \$1,905 |
| Trophies | \$291.11 |
| Game Nets/Scorebook | N/A |
| Manager's Fee | \$350 |
| Timer - Mark Oates | 40 |
| Scorer - Katrina Galyen | 40 |
| Announcer - Nick Sparks | 40 |
| First Round Expenses | 2190 |
| Total | \$4,856 |

| | |
|-----------------|----------|
| Revenue | \$19,740 |
| Expenses | \$4,856 |
| Profit | \$14,884 |

| | |
|-----------------------------|----------|
| Host Allowance (20%) | \$2,977 |
| Profit to Divide | \$11,907 |

| | |
|------------------|------------|
| North | \$1,488.37 |
| Grayson | \$1,488.37 |
| Hancock | \$1,488.37 |
| Catholic | \$1,488.37 |
| Edmonson | \$1,488.37 |
| Meade | \$1,488.37 |
| Owensboro | \$1,488.37 |
| Ohio Co. | \$1,488.37 |



KHSAA Regional Basketball Tournament Financial Report
 (return one copy to KHSAA by published deadlines. File separate reports if Girls and Boys
 Tournaments are held separately)

KHSAA Form BK106
 Rev. 01/06

REGION # 4 BOYS or GIRLS _____ HELD AT WKU - Diddle Arena DATES 7/8/12/13

| Part A | REVENUE ITEMS | Price(s) | Receipts | Totals |
|--------|--|---|-----------------------|-----------------------------|
| | Ticket Sales | 4. ⁰⁰ / _{5.⁰⁰} | 44,189. ⁰⁰ | |
| | Broadcasting | | | |
| | Sponsorship | | | |
| | TOTAL REVENUE (1) | | | 44,189.⁰⁰ |
| Part B | EXPENSE ITEMS | | Expenses | |
| | Game Officials | | 1,769. ⁰⁰ | |
| | Trophies | | 564. ⁷⁴ | |
| | Travel for Participating Teams | | 960. ⁰⁰ | |
| | Other Itemized Expenses approved by majority vote of schools in tournament (provide separate listing or list on back of this form) | | 5,405. ²⁸ | |
| | TOTAL EXPENSES (2) | | | 8,699.⁰² |
| Part C | Net Profit (Part A (1) minus Part B (2) total) | | | 35,489.⁹⁸ |
| Part D | Allowance to Host School - Maximum 15% for rental and incidental expenses unless otherwise approved by majority vote | | - 0 - | |
| Part E | Profit Subject to Division by Schools (Part C minus Part D) | | | 35,489.⁹⁸ |
| Part F | Amount set aside for non participating schools by vote of ALL schools per Constitution Article VII, Section 2 | | - 0 - | |
| Part G | Amount to be Divided Among Participating Schools (Part E minus Part F) | | | 35,489.⁹⁸ |

LIST BELOW INDIVIDUAL AMOUNTS FOR REGIONAL TOURNAMENT NET PROFITS FROM PART E ABOVE, NOT INCLUDING TRAVEL EXPENSES

| School | Amount | School | Amount | School | Amount |
|------------|----------------------|-------------|----------------------|--------|--------|
| F-S | 4,436. ²⁴ | Russell Co. | 4,436. ²⁴ | | |
| R-Ville | 4,436. ²⁴ | Clinton Co. | 4,436. ²⁴ | | |
| G-Wood | 4,436. ²⁴ | | | | |
| WC | 4,436. ²⁴ | | | | |
| ACS | 4,436. ²⁴ | | | | |
| Barnes Co. | 4,436. ²⁴ | | | | |

PAID ATTENDANCE BY SESSIONS (Tickets Sold NOT money received)

| BOYS | | GIRLS | | COMBINED | |
|----------|-------|---------|------|----------|------|
| Session | Paid | Session | Paid | Session | Paid |
| 1 | 1201 | | | | |
| 2 | 954 | | | | |
| 3 | 1192 | | | | |
| 4 | 1378 | | | | |
| 5 | | | | | |
| Pre sale | 5,141 | | | | |
| 7 | | | | | |
| Total | 9,866 | Total | | Total | |

**** NOTE ** IF ANY OTHER PLAN FOR THE DIVISION OF TOURNAMENT RECEIPTS IS USED, A MAJORITY VOTE OF THE PARTICIPATING SCHOOLS MUST BE OBTAINED, DOCUMENTED, AND SENT TO THE KHSAA.**

[Signature]
 MANAGER

Franklin - Simpson
 SCHOOL

270-586-3273
 DAYTIME PHONE

Printing Cost - 45.⁰⁰
Hospitality - 377.⁵⁰
Diddle Scholarship - 250.⁰⁰
KAPOS - 250.⁰⁰
Clock/Scorer/Etc. - 830.⁰⁰
Trainer 105.⁰⁰
Stats 315.⁰⁰
Ticket Sellers/Adm. - 1,760.⁰⁰
Tournament Mgrs - 800.⁰⁰
WKU - Diddle Arena - 622.⁷⁸
Reprints
PSTS - Starty Acct. - 50.⁰⁰

\$ 5,405.²⁸



KHSAA Regional Basketball Tournament Financial Report
 (return one copy to KHSAA by published deadlines. File separate reports if Girls and Boys
 Tournaments are held separately)

KHSAA Form BK106
 Rev. 01/06

REGION # 4 BOYS _____ or GIRLS HELD AT WKU - Diddle Arena DATES March 5, 6, 9, 10

| | | | | |
|--------|--|------------------------------------|-----------------------|-----------------------|
| Part A | REVENUE ITEMS | Price(s) | Receipts | Totals |
| | Ticket Sales | 4. ⁰⁰ /5. ⁰⁰ | 34,237. ⁰⁰ | |
| | Broadcasting | | | |
| | Sponsorship | | | |
| | TOTAL REVENUE (1) | | | 34,237. ⁰⁰ |
| Part B | EXPENSE ITEMS | | Expenses | |
| | Game Officials | | 1,698. ⁰⁰ | |
| | Trophies | | 564.74 | |
| | Travel for Participating Teams | | 840. ⁰⁰ | |
| | Other Itemized Expenses approved by majority vote of schools in tournament (provide separate listing or list on back of this form) | | 5,415.28 | |
| | TOTAL EXPENSES (2) | | | 8,518.02 |
| Part C | Net Profit (Part A (1) minus Part B (2) total) | | | 25,718.98 |
| Part D | Allowance to Host School - Maximum 15% for rental and incidental expenses unless otherwise approved by majority vote | | - 0 - | |
| Part E | Profit Subject to Division by Schools (Part C minus Part D) | | | 25,718.98 |
| Part F | Amount set aside for non participating schools by vote of ALL schools per Constitution Article VII, Section 2 | | - 0 - | |
| Part G | Amount to be Divided Among Participating Schools (Part E minus Part F) | | | 25,718.98 |

LIST BELOW INDIVIDUAL AMOUNTS FOR REGIONAL TOURNAMENT NET PROFITS FROM PART E ABOVE, NOT INCLUDING TRAVEL EXPENSES

| School | Amount | School | Amount | School | Amount |
|-----------|----------|------------|----------|--------|--------|
| R-Ville | 3,214.87 | Cumberland | 3,214.87 | | |
| F-S | 3,214.87 | Glasgow | 3,214.87 | | |
| G-Wood | 3,214.87 | | | | |
| WE | 3,214.87 | | | | |
| Bowen Co. | 3,214.87 | | | | |
| Metcalfe | 3,214.87 | | | | |

PAID ATTENDANCE BY SESSIONS (Tickets Sold NOT money received)

| BOYS | | GIRLS | | COMBINED | |
|----------|-------|---------|------|----------|------|
| Session | Paid | Session | Paid | Session | Paid |
| 1 | 612 | | | | |
| 2 | 792 | | | | |
| 3 | 1266 | | | | |
| 4 | 1227 | | | | |
| 5 | | | | | |
| Pre-Sale | 3,688 | | | | |
| 7 | | | | | |
| Total | 7,585 | Total | | Total | |

**** NOTE ** IF ANY OTHER PLAN FOR THE DIVISION OF TOURNAMENT RECEIPTS IS USED, A MAJORITY VOTE OF THE PARTICIPATING SCHOOLS MUST BE OBTAINED, DOCUMENTED, AND SENT TO THE KHSAA.**

J. Smith
 MANAGER

F-S
 SCHOOL

270-586-3273
 DAYTIME PHONE

| | |
|-------------------------------|-------------------------------|
| Printing Cost - | 45. ⁰⁰ |
| Diddle Scholarship - | 250. ⁰⁰ |
| Hospitality - | 377. ⁵⁰ |
| KA POS - | 250. ⁰⁰ |
| Stats - | 315. ⁰⁰ |
| Clock/Scorer/Etc. | 840. ⁰⁰ |
| Trainer | 105. ⁰⁰ |
| Ticket Sellers/Adm. | 1,760. ⁰⁰ |
| Tournament Mgr | 800. ⁰⁰ |
| Start up Acct - FSIS | 50. ⁰⁰ |
| WPU - Diddle Arena repairs | 622. ⁷⁸ |
| | <u>\$ 5,415.²⁸</u> |



KHSAA Regional Basketball Tournament Financial Report
 (return one copy to KHSAA by published deadlines. File separate reports if Girls and Boys
 Tournaments are held separately)

KHSAA Form BK106
Rev. 01/06

REGION # 5 BOYS or GIRLS _____ HELD AT Central Hardin DATES Mar 7, 8, 12, 13

| | | | | |
|--------|--|----------|-----------|-----------|
| Part A | REVENUE ITEMS | Price(s) | Receipts | Totals |
| | Ticket Sales | 500 | 29,524.95 | |
| | Broadcasting | | | |
| | Sponsorship | | | |
| | TOTAL REVENUE (1) | | | 29,524.95 |
| Part B | EXPENSE ITEMS | | Expenses | |
| | Game Officials | | 1835.40 | |
| | Trophies | | 369.11 | |
| | Travel for Participating Teams | | | |
| | Other Itemized Expenses approved by majority vote of schools in tournament (provide separate listing or list on back of this form) | | 4419.58 | |
| | TOTAL EXPENSES (2) | | | 6624.09 |
| Part C | Net Profit (Part A (1) minus Part B (2) total) | | | 22,900.86 |
| Part D | Allowance to Host School - Maximum 15% for rental and incidental expenses unless otherwise approved by majority vote | | 300.00 | |
| Part E | Profit Subject to Division by Schools (Part C minus Part D) | | | 22,900.86 |
| Part F | Amount set aside for non participating schools by vote of ALL schools per Constitution Article VII, Section 2 | | 6177.84 | |
| Part G | Amount to be Divided Among Participating Schools (Part E minus Part F) | | | 16723.02 |

LIST BELOW INDIVIDUAL AMOUNTS FOR REGIONAL TOURNAMENT NET PROFITS FROM PART E ABOVE, NOT INCLUDING TRAVEL EXPENSES

| School | Amount | School | Amount | School | Amount |
|----------------|---------|---------------|---------|---------------|---------|
| Adair Co | 1712.26 | Elizabethtown | 559.20 | Marion Co. | 559.20 |
| Bardonia | 2162.26 | PT. LENOX | 559.20 | McLain Co. | 559.20 |
| B. Bechtelchen | 2162.26 | Green Co. | 559.20 | North Hardin | 1962.26 |
| Campbellville | 559.20 | Hart Co. | 2012.26 | Taylor Co. | 1987.26 |
| Caverna | 559.20 | John Hardin | 1632.26 | Washington Co | 559.20 |
| Central Hardin | 1704.24 | Larue Co. | 1947.24 | | |

PAID ATTENDANCE BY SESSIONS (Tickets Sold NOT money received)

| BOYS | | GIRLS | | COMBINED | |
|---------|-----------|---------|------|----------|------|
| Session | Paid | Session | Paid | Session | Paid |
| 1 | 6036.00 | | | | |
| 2 | 6647.00 | | | | |
| 3 | 8695.00 | | | | |
| 4 | 8146.95 | | | | |
| 5 | | | | | |
| 6 | | | | | |
| 7 | | | | | |
| Total | 29,524.95 | Total | | Total | |

**** NOTE ** IF ANY OTHER PLAN FOR THE DIVISION OF TOURNAMENT RECEIPTS IS USED, A MAJORITY VOTE OF THE PARTICIPATING SCHOOLS MUST BE OBTAINED, DOCUMENTED, AND SENT TO THE KHSAA.**

Kenneth
MANAGER

Central Hardin
SCHOOL

270-737-6800
DAYTIME PHONE



KHSAA Regional Basketball Tournament Financial Report
 (return one copy to KHSAA by published deadlines. File separate reports if Girls and Boys
 Tournaments are held separately)

KHSAA Form BK106
Rev. 01/06

REGION # 5 BOYS or GIRLS X HELD AT Green Co. High School DATES 3/5,6,9,10/07

| Part A | REVENUE ITEMS | Price(s) | Receipts | Totals |
|--------|--|----------|------------|-------------------|
| | Ticket Sales | \$5.00 | \$18895.00 | |
| | Broadcasting | | | |
| | Sponsorship | | | |
| | TOTAL REVENUE (1) | | | \$18895.00 |
| Part B | EXPENSE ITEMS | | Expenses | |
| | Game Officials | | \$1769.80 | |
| | Trophies | | 318.86 | |
| | Travel for Participating Teams | | | |
| | Other Itemized Expenses approved by majority vote of schools in tournament (provide separate listing or list on back of this form) | | 4098.32 | |
| | TOTAL EXPENSES (2) | | | |
| Part C | Net Profit (Part A (1) minus Part B (2) total) | | | \$6186.98 |
| Part D | Allowance to Host School - Maximum 15% for rental and incidental expenses unless otherwise approved by majority vote | | | |
| Part E | Profit Subject to Division by Schools (Part C minus Part D) | | | \$12708.02 |
| Part F | Amount set aside for non participating schools by vote of ALL schools per Constitution Article VII, Section 2 | | | |
| Part G | Amount to be Divided Among Participating Schools (Part E minus Part F) | | | |

LIST BELOW INDIVIDUAL AMOUNTS FOR REGIONAL TOURNAMENT NET PROFITS FROM PART E ABOVE, NOT INCLUDING TRAVEL EXPENSES

| School | Amount | School | Amount | School | Amount |
|----------|---------|-----------|---------|------------|--------|
| Adair | 1143 72 | Marion | 1143 72 | Larue | 254.16 |
| Green | 1779 13 | Bethlehem | 1143 72 | Washington | 254.16 |
| E-town | 1143 72 | | | Caverna | 254.16 |
| Hart | 1143 72 | C.Hardin | 254 16 | Taylor | 254.16 |
| Nelson | 1143 72 | Jn.Hardin | 254 16 | C-ville | 254.16 |
| N.Hardin | 1779 13 | Ft.Knox | 254 16 | Bardstown | 254.16 |

PAID ATTENDANCE BY SESSIONS (Tickets Sold NOT money received)

| BOYS | | GIRLS | | COMBINED | |
|---------|------|---------|------|----------|------|
| Session | Paid | Session | Paid | Session | Paid |
| 1 | | 1 | 978 | | |
| 2 | | 2 | 981 | | |
| 3 | | 3 | 796 | | |
| 4 | | Finals | 665 | | |
| 5 | | | | | |
| 6 | | | | | |
| 7 | | | | | |
| Total | | Total | | Total | |

**** NOTE ** IF ANY OTHER PLAN FOR THE DIVISION OF TOURNAMENT RECEIPTS IS USED, A MAJORITY VOTE OF THE PARTICIPATING SCHOOLS MUST BE OBTAINED, DOCUMENTED, AND SENT TO THE KHSAA.**

W. J. [Signature]
MANAGER

Green Co.
SCHOOL

210-932-7481
DAYTIME PHONE

GREEN COUNTY HIGH SCHOOL
BOYS FIFTH REGIONAL TOURNAMENT
MARCH 5, 6, 9, & 10, 2007

GATE RECEIPTS

| | | | | |
|-----------|----------|----------|------------|------------|
| Round I | Monday | 03-05-07 | 5:00 | \$4,890.00 |
| Round II | Tuesday | 03-06-07 | 5:00 | 4,905.00 |
| Round III | Friday | 03-09-07 | 5:00 | 3,980.00 |
| Finals | Saturday | 03-10-07 | 6:30 | 3,325.00 |

TOTAL CASH RECEIPTS\$17,100.00

EXPENITURES – Officials (Fee and Travel)

| | |
|----------------------|-----------|
| Donald Gilmore | \$ 459.60 |
| Tim Rigdon..... | 260.00 |
| Terry Baldwin..... | 270.00 |
| William Jones | 113.00 |
| Barry Vincent | 243.00 |
| Toni Brown..... | 195.00 |
| Larry Hammer | 229.20 |

OFFICIALS TOTAL..... \$1,769.80

OPERATIONAL EXPENSES

| | |
|---|-----------|
| Timer | \$ 140.00 |
| Scorer..... | 140.00 |
| P.A..... | 125.00 |
| Gate Workers/Coordinators..... | 1,080.00 |
| Stats | 175.00 |
| Trophies (2) | 69.11 |
| Plaques (12 All Tournament Team) | 107.25 |
| Plaques (15 Tournament Winners)..... | 142.50 |
| Parking..... | 500.00 |
| Postage, Fax, Telephone, Etc. | 125.00 |
| Nets, Scorebook, Tickets, Supplies, Misc..... | 275.00 |
| Tournament Manger | 200.00 |
| Security | 90.00 |
| Custodial Services | 240.00 |
| Hospitality Room | 1,008.32 |

OPERATIONAL TOTAL EXPENSES\$4,417.18

UNPAID PASSES (Band etc.)

| | | |
|---------------------|------------------|--------|
| Elizabethtown..... | 92 X \$5.00 = .. | 460.00 |
| Hart County | 21 X \$5.00 = | 105.00 |
| Adair County | 69 X \$5.00 = .. | 345.00 |
| Marion County | 0 X \$5.00 = | 0.00 |

| | | |
|---------------------|----------------|--------|
| Nelson County | 33 X \$5.00 = | 165.00 |
| North Hardin..... | 119 X \$5.00 = | 595.00 |
| Green County | 25 X \$5.00 = | 125.00 |
| Bethlehem | 0 X \$5.00 = | -0- |

TOTAL UNPAID PASS RECEIPTS (DUE) \$1,795.00

TOTAL RECEIPTS

| | |
|---------------------------------|-------------|
| Cash Receipts | \$17,100.00 |
| Unpaid Pass Receipts (Due)..... | 1,795.00 |

TOURNAMENT GROSS.....\$18,895.00

TOTAL EXPENSES

| | |
|-------------------|-------------|
| Officials | \$ 1,769.80 |
| Operational | 4,417.18 |

TOTAL TOURNAMENT EXPENSE..... \$ 6,186.98

TOTAL TOURNAMENT GROSS.....\$18,895.00

TOTAL TOURNAMENT EXPENSE..... 6,186.98

TOURNAMENT NET.....\$12,708.02

DISBURSEMENTS

| Participating Schools (8) | Share | Minus Unpaid Passes | Total to School |
|---------------------------|-------------------|---------------------|------------------|
| Adair County 9% | \$1,143.72 | \$345.00 | \$ 798.72 |
| Green County 14% | \$1,779.13 | 125.00 | \$1,654.13 |
| Elizabethtown 9% | \$1,143.72 | 460.00 | \$ 683.72 |
| Hart County 9% | \$1,143.72 | 105.00 | \$1,038.72 |
| Nelson County 9% | \$1,143.72 | 165.00 | \$ 978.72 |
| North Hardin 14% | \$1,779.13 | 595.00 | \$1,184.13 |
| Marion County 9% | \$1,143.72 | -0- | \$1,143.72 |
| Bethlehem 9% | \$1,143.72 | -0- | \$1,143.72 |
| | | Total \$1,795.00 | |
| | Total \$10,420.58 | | Total \$8,625.58 |

| Non-Participating School (9) | Share | Minus Unpaid Passes | Total to School |
|------------------------------|------------------|---------------------|------------------|
| Central Hardin 2% | \$254.16 | -0- | \$254.16 |
| John Hardin 2% | \$254.16 | -0- | \$254.16 |
| Fort Knox 2% | \$254.16 | -0- | \$254.16 |
| Larue County 2% | \$254.16 | -0- | \$254.16 |
| Washington County 2% | \$254.16 | -0- | \$254.16 |
| Caverna 2% | \$254.16 | -0- | \$254.16 |
| Taylor County 2% | \$254.16 | -0- | \$254.16 |
| Campbellsville 2% | \$254.16 | -0- | \$254.16 |
| Bardstown 2% | \$254.16 | -0- | \$254.16 |
| | Total \$2,287.44 | | Total \$2,287.44 |

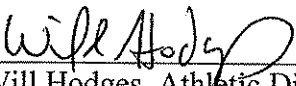
| | |
|---|-------------|
| TOURNAMENT NET | \$12,708.02 |
| MINUS PARTICIPATING SCHOOL SHARES | 8,625.58 |
| MINUS NON-PARTICIPATING SCHOOL SHARES | 2,287.44 |
| MINUS UNPAID PASSES | 1,795.00 |
| BALANCE..... | -0- |

GREEN COUNTY HIGH SCHOOL
BOYS FIFTH REGIONAL TOURNAMENT
MARCH 5, 6, 9, & 10

PASS GATE (NON-PAYING) STATISTICS BY GAME SESSION
(Coaches, Officials, Administrators, and others)

| | |
|------------------------|-----|
| Session I & II | 105 |
| Session III & IV | 117 |
| Session V & VI | 167 |
| Session VII..... | 87 |
| TOTAL | 476 |

Todd Tucker, Principal
Green County High School


Will Hodges, Athletic Director
Green County High School



KHSAA Regional Basketball Tournament Financial Report
 (return one copy to KHSAA by published deadlines. File separate reports if Girls and Boys
 Tournaments are held separately)

KHSAA Form BK106
Rev. 01/06

REGION # 677 BOYS X or GIRLS _____ HELD AT Louisville Gardens Louisville, KY DATES 3/6-10/07

| | | Price(s) | Receipts | Totals |
|--------|--|----------|-------------|-------------|
| Part A | REVENUE ITEMS | | | |
| | Ticket Sales | \$6.00 | \$51,632.00 | |
| | Broadcasting | | | |
| | Sponsorship | | | |
| | TOTAL REVENUE (1) | | | \$51,632.00 |
| Part B | EXPENSE ITEMS | | Expenses | |
| | Game Officials | | \$2,730.00 | |
| | Trophies | | \$340.88 | |
| | Travel for Participating Teams | | | |
| | Other Itemized Expenses approved by majority vote of schools in tournament (provide separate listing or list on back of this form) | | \$17985.42 | |
| | TOTAL EXPENSES (2) | | | \$21,051.30 |
| Part C | Net Profit (Part A (1) minus Part B (2) total) | | | \$30,580.70 |
| Part D | Allowance to Host School - Maximum 15% for rental and incidental expenses unless otherwise approved by majority vote | | | |
| Part E | Profit Subject to Division by Schools (Part C minus Part D) | | | \$30,580.70 |
| Part F | Amount set aside for non participating schools by vote of ALL schools per Constitution Article VII, Section 2 | | | |
| Part G | Amount to be Divided Among Participating Schools (Part E minus Part F) | | | \$30,580.70 |

LIST BELOW INDIVIDUAL AMOUNTS FOR REGIONAL TOURNAMENT NET PROFITS FROM PART E ABOVE, NOT INCLUDING TRAVEL EXPENSES

| School | Amount | School | Amount | School | Amount |
|--------------|---------|---------------|---------|---------------------|---------|
| Ballard | 1911.29 | Fairdale | 1911.29 | Pleasure Ridge Park | 1911.29 |
| Bullitt East | 1911.29 | Fern Creek | 1911.29 | Shawnee | 1911.29 |
| Butler | 1911.29 | Jeffersontown | 1911.29 | Trinity | 1911.29 |
| Central | 1911.29 | Male | 1911.29 | Western | 1911.29 |
| Doss | 1911.29 | Manual | 1911.29 | | |
| Eastern | 1911.29 | Moore | 1911.29 | | |

PAID ATTENDANCE BY SESSIONS (Tickets Sold NOT money received)

| BOYS | | GIRLS | | COMBINED | |
|---------|------|---------|------|----------|------|
| Session | Paid | Session | Paid | Session | Paid |
| 1 | 1652 | | | | |
| 2 | 1752 | | | | |
| 3 | 2592 | | | | |
| 4 | 2334 | | | | |
| 5 | | | | | |
| 6 | | | | | |
| 7 | | | | | |
| Total | 8330 | Total | | Total | |

**** NOTE ** IF ANY OTHER PLAN FOR THE DIVISION OF TOURNAMENT RECEIPTS IS USED, A MAJORITY VOTE OF THE PARTICIPATING SCHOOLS MUST BE OBTAINED, DOCUMENTED, AND SENT TO THE KHSAA.**

Steven Silvano/Kevin Salyer
MANAGER

Moore/Doss
SCHOOL

485-8711
DAYTIME PHONE

2007 REGIONAL RECEIPTS

| | | | | |
|--|-------------|---------|--|---------------------|
| BOYS | | | | |
| ROUND ONE - TUESDAY MARCH 6 (6th) | | | | |
| TICKET SALES | 1652 | \$ 7.00 | | \$ 11,564.00 |
| ROUND ONE - WEDNESDAY MARCH 7 (7th) | | | | |
| TICKET SALES | 1752 | \$ 6.00 | | \$ 10,512.00 |
| ROUND ONE TOTAL | | | | \$ 22,076.00 |
| SEMI-FINALS - THURSDAY MARCH 8 | | | | |
| TICKET SALES | 2592 | \$ 6.00 | | \$ 15,552.00 |
| FINALS - SATURDAY MARCH 10 AM | | | | |
| TICKET SALES | 2334 | \$ 6.00 | | \$ 14,004.00 |
| TOTAL | 8330 | | | \$ 51,632.00 |
| GIRLS | | | | |
| ROUND ONE - TUESDAY MARCH 6 (7th) | | | | |
| TICKET SALES | 1524 | \$ 6.00 | | \$ 9,144.00 |
| ROUND ONE - WEDNESDAY MARCH 7 (6th) | | | | |
| TICKET SALES | 719 | \$ 6.00 | | \$ 4,314.00 |
| ROUND ONE TOTAL | | | | \$ 13,458.00 |
| SEMI-FINALS - THURSDAY MARCH 8 | | | | |
| TICKET SALES | 1718 | \$ 6.00 | | \$ 10,308.00 |
| FINALS - SATURDAY MARCH 10 PM | | | | |
| TICKET SALES | 1012 | \$ 6.00 | | \$ 6,072.00 |
| TOTAL INCOME | 4973 | | | \$ 29,838.00 |

2007 REGIONAL EXPENSES

| BOYS REGIONAL EXPENSES | | |
|--------------------------------|--|---------------------|
| OFFICIALS | | \$ 2,730.00 |
| TROPHIES/PLAQUES | | \$ 340.88 |
| TICKET SELLERS | | \$ 440.00 |
| TICKET TAKERS/USHERS | | \$ 2,489.27 |
| TABLE WORKERS | | \$ 1,190.00 |
| SECURITY | | \$ 2,502.50 |
| REGIONAL COMMITTEE | | \$ 1,849.50 |
| PRINTING/SUPP. | | \$ 146.75 |
| SCOREBOOKS | | \$ 10.00 |
| GARDEN RENTAL | | \$ 7,000.00 |
| WINNERS EXPENSES | | \$ 2,000.00 |
| DRAPES | | \$ 295.40 |
| BALLS | | \$ 57.00 |
| TOTAL EXPENSES | | \$ 21,051.30 |
| | | |
| | | |
| GIRLS REGIONAL EXPENSES | | |
| OFFICIALS | | \$ 2,730.00 |
| TROPHIES/PLAQUES | | \$ 340.88 |
| TICKET SELLERS | | \$ 253.25 |
| TICKET TAKERS/USHERS | | \$ 2,149.25 |
| TABLE WORKERS | | \$ 940.00 |
| SECURITY | | \$ 1,502.50 |
| REGIONAL COMMITTEE | | \$ 1,849.50 |
| PRINTING/SUPP. | | \$ 146.75 |
| SCOREBOOKS | | \$ 10.00 |
| BELLARMINE RENTAL | | \$ 500.00 |
| GARDEN RENTAL | | \$ 3,000.00 |
| WINNERS EXPENSES | | \$ 2,000.00 |
| DRAPES | | \$ 126.60 |
| BALLS | | \$ 57.00 |
| TOTAL EXPENSES | | \$ 15,605.73 |

2007 REGIONAL PROFITS/PAYOUTS

BOYS REGIONAL PROFITS

| | |
|----------|--------------|
| INCOME | \$ 51,632.00 |
| EXPENSES | \$ 21,051.30 |
| PROFIT | \$ 30,580.70 |

16 SHARES AT \$1911.29 PER SHARE

GIRLS REGIONAL PROFITS

| | |
|----------|--------------|
| INCOME | \$ 29,838.00 |
| EXPENSES | \$ 15,605.73 |
| PROFIT | \$ 14,232.27 |

16 SHARES AT \$889.52 PER SHARE



KHSAA Regional Basketball Tournament Financial Report
 (return one copy to KHSAA by published deadlines. File separate reports if Girls and Boys
 Tournaments are held separately).

KHSAA Form BK106
Rev. 01/06

REGION # 6/7 BOYS _____ or GIRLS X HELD AT Bellarmine/Lou. Gardens Lou., KY DATES 3/6-10/07

| Part A | REVENUE ITEMS | Price(s) | Receipts | Totals |
|--------|--|----------|-------------|--------------------|
| | Ticket Sales | \$6.00 | \$29,888.00 | |
| | Broadcasting | | | |
| | Sponsorship | | | |
| | TOTAL REVENUE (1) | | | \$29,838.00 |
| Part B | EXPENSE ITEMS | | Expenses | |
| | Game Officials | | \$2,730.00 | |
| | Trophies | | \$340.88 | |
| | Travel for Participating Teams | | | |
| | Other Itemized Expenses approved by majority vote of schools in tournament (provide separate listing or list on back of this form) | | \$12,533.85 | |
| | TOTAL EXPENSES (2) | | | \$15,605.73 |
| Part C | Net Profit (Part A (1) minus Part B (2) total) | | | \$14,232.27 |
| Part D | Allowance to Host School - Maximum 15% for rental and incidental expenses unless otherwise approved by majority vote | | | |
| Part E | Profit Subject to Division by Schools (Part C minus Part D) | | | \$14,232.27 |
| Part F | Amount set aside for non participating schools by vote of ALL schools per Constitution Article VII, Section 2 | | | |
| Part G | Amount to be Divided Among Participating Schools (Part E minus Part F) | | | \$14,232.27 |

LIST BELOW INDIVIDUAL AMOUNTS FOR REGIONAL TOURNAMENT NET PROFITS FROM PART E ABOVE, NOT INCLUDING TRAVEL EXPENSES

| School | Amount | School | Amount | School | Amount |
|--------------|--------|-------------------|--------|---------------------|--------|
| Assumption | 889.52 | Christian Academy | 889.52 | Pleasure Ridge Park | 889.52 |
| Bullitt East | 889.52 | Fairdale | 889.52 | Presentation | 889.52 |
| Butler | 889.52 | Iroquois | 889.52 | Sacred Heart | 889.52 |
| Ballard | 889.52 | Mercy | 889.52 | Holy Cross | 889.52 |
| Central | 889.52 | Manual | 889.52 | | |
| Eastern | 889.52 | Moore | 889.52 | | |

PAID ATTENDANCE BY SESSIONS (Tickets Sold NOT money received)

| BOYS | | GIRLS | | COMBINED | |
|---------|------|---------|------|----------|------|
| Session | Paid | Session | Paid | Session | Paid |
| 1 | 1524 | | | | |
| 2 | 719 | | | | |
| 3 | 1718 | | | | |
| 4 | 1012 | | | | |
| 5 | | | | | |
| 6 | | | | | |
| 7 | | | | | |
| Total | 4973 | Total | | Total | |

**** NOTE ** IF ANY OTHER PLAN FOR THE DIVISION OF TOURNAMENT RECEIPTS IS USED, A MAJORITY VOTE OF THE PARTICIPATING SCHOOLS MUST BE OBTAINED, DOCUMENTED, AND SENT TO THE KHSAA.**

Steven Silvano/Kevin Salyer
MANAGER

Moore/Doss
SCHOOL

485-8711
DAYTIME PHONE

2007 REGIONAL RECEIPTS

| | | | | |
|--|------|---------|--|---------------------|
| BOYS | | | | |
| ROUND ONE - TUESDAY MARCH 6 (6th) | | | | |
| TICKET SALES | 1652 | \$ 7.00 | | \$ 11,564.00 |
| ROUND ONE - WEDNESDAY MARCH 7 (7th) | | | | |
| TICKET SALES | 1752 | \$ 6.00 | | \$ 10,512.00 |
| ROUND ONE TOTAL | | | | \$ 22,076.00 |
| SEMI-FINALS - THURSDAY MARCH 8 | | | | |
| TICKET SALES | 2592 | \$ 6.00 | | \$ 15,552.00 |
| FINALS - SATURDAY MARCH 10 AM | | | | |
| TICKET SALES | 2334 | \$ 6.00 | | \$ 14,004.00 |
| TOTAL | | | | \$ 51,632.00 |
| GIRLS | | | | |
| ROUND ONE - TUESDAY MARCH 6 (7th) | | | | |
| TICKET SALES | 1524 | \$ 6.00 | | \$ 9,144.00 |
| ROUND ONE - WEDNESDAY MARCH 7 (6th) | | | | |
| TICKET SALES | 719 | \$ 6.00 | | \$ 4,314.00 |
| ROUND ONE TOTAL | | | | \$ 13,458.00 |
| SEMI-FINALS - THURSDAY MARCH 8 | | | | |
| TICKET SALES | 1718 | \$ 6.00 | | \$ 10,308.00 |
| FINALS - SATURDAY MARCH 10 PM | | | | |
| TICKET SALES | 1012 | \$ 6.00 | | \$ 6,072.00 |
| TOTAL INCOME | | | | \$ 29,838.00 |

2007 REGIONAL EXPENSES

| BOYS REGIONAL EXPENSES | | |
|--------------------------------|--|---------------------|
| OFFICIALS | | \$ 2,730.00 |
| TROPHIES/PLAQUES | | \$ 340.88 |
| TICKET SELLERS | | \$ 440.00 |
| TICKET TAKERS/USHERS | | \$ 2,489.27 |
| TABLE WORKERS | | \$ 1,190.00 |
| SECURITY | | \$ 2,502.50 |
| REGIONAL COMMITTEE | | \$ 1,849.50 |
| PRINTING/SUPP. | | \$ 146.75 |
| SCOREBOOKS | | \$ 10.00 |
| GARDEN RENTAL | | \$ 7,000.00 |
| WINNERS EXPENSES | | \$ 2,000.00 |
| DRAPES | | \$ 295.40 |
| BALLS | | \$ 57.00 |
| TOTAL EXPENSES | | \$ 21,051.30 |
| | | |
| | | |
| | | |
| GIRLS REGIONAL EXPENSES | | |
| OFFICIALS | | \$ 2,730.00 |
| TROPHIES/PLAQUES | | \$ 340.88 |
| TICKET SELLERS | | \$ 253.25 |
| TICKET TAKERS/USHERS | | \$ 2,149.25 |
| TABLE WORKERS | | \$ 940.00 |
| SECURITY | | \$ 1,502.50 |
| REGIONAL COMMITTEE | | \$ 1,849.50 |
| PRINTING/SUPP. | | \$ 146.75 |
| SCOREBOOKS | | \$ 10.00 |
| BELLARMINE RENTAL | | \$ 500.00 |
| GARDEN RENTAL | | \$ 3,000.00 |
| WINNERS EXPENSES | | \$ 2,000.00 |
| DRAPES | | \$ 126.60 |
| BALLS | | \$ 57.00 |
| TOTAL EXPENSES | | \$ 15,605.73 |

2007 REGIONAL PROFITS/PAYOUTS

BOYS REGIONAL PROFITS

| | |
|----------|--------------|
| INCOME | \$ 51,632.00 |
| EXPENSES | \$ 21,051.30 |
| PROFIT | \$ 30,580.70 |

16 SHARES AT \$1911.29 PER SHARE

GIRLS REGIONAL PROFITS

| | |
|----------|--------------|
| INCOME | \$ 29,838.00 |
| EXPENSES | \$ 15,605.73 |
| PROFIT | \$ 14,232.27 |

16 SHARES AT \$889.52 PER SHARE



KHSAA Regional Basketball Tournament Financial Report
 (return one copy to KHSAA by published deadlines. File separate reports if Girls and Boys
 Tournaments are held separately)

KHSAA Form BK106
Rev. 01/06

REGION # 8 BOYS x or GIRLS HELD AT Henry Co. DATES 3-7,8,12,13

| | | | | |
|--------|--|----------|----------|-----------|
| Part A | REVENUE ITEMS | Price(s) | Receipts | Totals |
| | Ticket Sales | \$6 | 32,100 | |
| | Broadcasting | | | |
| | Sponsorship | | | |
| | TOTAL REVENUE (1) | | | 32,100 |
| Part B | EXPENSE ITEMS | | Expenses | |
| | Game Officials | | 1470 | |
| | Trophies | | 69.11 | |
| | Travel for Participating Teams | | | |
| | Other Itemized Expenses approved by majority vote of schools in tournament (provide separate listing or list on back of this form) | | 4,537.22 | |
| | TOTAL EXPENSES (2) | | | 6,076.33 |
| Part C | Net Profit (Part A (1) minus Part B (2) total) | | | 26,023.67 |
| Part D | Allowance to Host School - Maximum 15% for rental and incidental expenses unless otherwise approved by majority vote | | 2,602.36 | |
| Part E | Profit Subject to Division by Schools (Part C minus Part D) | | | 23,421.31 |
| Part F | Amount set aside for non participating schools by vote of ALL schools per Constitution Article VII, Section 2 | | 2,602.37 | |
| Part G | Amount to be Divided Among Participating Schools (Part E minus Part F) | | | 20,818.94 |

LIST BELOW INDIVIDUAL AMOUNTS FOR REGIONAL TOURNAMENT NET PROFITS FROM PART E ABOVE, NOT INCLUDING TRAVEL EXPENSES

| School | Amount | School | Amount | School | Amount |
|--------------|---------|---------------|---------|--------------|--------|
| Anderson Co. | 2602.37 | South Oldham | 2602.37 | Owen Co. | 325.30 |
| Gallatin Co. | 2602.37 | Walton-Verona | 2602.37 | Spencer Co. | 325.30 |
| Henry Co. | 2602.37 | Carroll Co. | 325.30 | Trimble Co. | 325.30 |
| Oldham Co. | 2602.37 | Eminence | 325.30 | Williamstown | 325.30 |
| Shelby Co. | 2602.37 | Grant Co. | 325.30 | | |
| Simon Kenton | 2602.37 | North Oldham | 325.30 | | |

PAID ATTENDANCE BY SESSIONS (Tickets Sold NOT money received)

| BOYS | | GIRLS | | COMBINED | |
|---------|------|---------|------|----------|------|
| Session | Paid | Session | Paid | Session | Paid |
| 1 | 1309 | | | | |
| 2 | 1173 | | | | |
| 3 | 1905 | | | | |
| 4 | 965 | | | | |
| 5 | | | | | |
| 6 | | | | | |
| 7 | | | | | |
| Total | 5352 | Total | | Total | |

**** NOTE ** IF ANY OTHER PLAN FOR THE DIVISION OF TOURNAMENT RECEIPTS IS USED, A MAJORITY VOTE OF THE PARTICIPATING SCHOOLS MUST BE OBTAINED, DOCUMENTED, AND SENT TO THE KHSAA.**

Todd Gilley _____ Henry County _____ 502-845-8680
 MANAGER SCHOOL DAYTIME PHONE



KHSAA Regional Basketball Tournament Financial Report
 (return one copy to KHSAA by published deadlines. File separate reports if Girls and Boys
 Tournaments are held separately)

KHSAA Form BK106
Rev. 01/06

REGION # 8 BOYS or GIRLS X HELD AT Owen County High School DATES 3/5,6,9,10/07

| | | | | |
|--------|--|----------|------------|------------|
| Part A | REVENUE ITEMS | Price(s) | Receipts | Totals |
| | Ticket Sales | \$5.00 | \$9,650.00 | |
| | Broadcasting | | | |
| | Sponsorship | | | |
| | TOTAL REVENUE (1) | | | \$9,650.00 |
| Part B | EXPENSE ITEMS | | Expenses | |
| | Game Officials | | \$1,536.00 | |
| | Trophies | | \$ 220.11 | |
| | Travel for Participating Teams | | | |
| | Other Itemized Expenses approved by majority vote of schools in tournament (provide separate listing or list on back of this form) | | \$3,925.84 | |
| | TOTAL EXPENSES (2) | | | \$5,681.95 |
| Part C | Net Profit (Part A (1) minus Part B (2) total) | | | \$3,968.05 |
| Part D | Allowance to Host School - Maximum 15% for rental and incidental expenses unless otherwise approved by majority vote | | \$396.81 | |
| Part E | Profit Subject to Division by Schools (Part C minus Part D) | | | \$3,571.24 |
| Part F | Amount set aside for non participating schools by vote of ALL schools per Constitution Article VII, Section 2 | | \$396.81 | |
| Part G | Amount to be Divided Among Participating Schools (Part E minus Part F) | | | \$3,174.43 |

LIST BELOW INDIVIDUAL AMOUNTS FOR REGIONAL TOURNAMENT NET PROFITS FROM PART E ABOVE, NOT INCLUDING TRAVEL EXPENSES

| School | Amount | School | Amount | School | Amount |
|--------------|--------|---------------|--------|--------------|--------|
| Anderson | 396.80 | South Oldham | 396.80 | Grant | 49.60 |
| Carroll | 396.80 | Walton-Verona | 396.80 | Henry | 49.60 |
| Oldham | 396.80 | | | North Oldham | 49.60 |
| Owen | 396.80 | | | Spencer | 49.60 |
| Shelby | 396.80 | Eminence | 49.60 | Trimble | 49.60 |
| Simon Kenton | 396.80 | Gallatin | 49.60 | Williamstown | 49.60 |

PAID ATTENDANCE BY SESSIONS (Tickets Sold NOT money received)

| BOYS | | GIRLS | | COMBINED | |
|---------|------|---------|------|----------|------|
| Session | Paid | Session | Paid | Session | Paid |
| 1 | | 1 | 423 | | |
| 2 | | 2 | 426 | | |
| 3 | | 3 | 691 | | |
| 4 | | 4 | 394 | | |
| 5 | | 5 | | | |
| 6 | | 6 | | | |
| 7 | | 7 | | | |
| Total | | Total | 1934 | Total | |

**** NOTE ** IF ANY OTHER PLAN FOR THE DIVISION OF TOURNAMENT RECEIPTS IS USED, A MAJORITY VOTE OF THE PARTICIPATING SCHOOLS MUST BE OBTAINED, DOCUMENTED, AND SENT TO THE KHSAA.**


Ken Hockensmith
MANAGER

Owen County High School
SCHOOL

502-484-5509
DAYTIME PHONE

| | | |
|--|--|------------------|
| 8th Region Girl's Basketball Tournament | | 16-Apr-07 |
|--|--|------------------|

| | | |
|----------------------------|--|--|
| Tournament Expenses | | |
|----------------------------|--|--|



| Expenditure | Amount | Budget |
|--|-------------------|-------------------|
| Scorekeeper | \$80.00 | \$80.00 |
| Timer | \$80.00 | \$80.00 |
| PA Annoucer | \$80.00 | \$80.00 |
| Security | \$600.00 | \$600.00 |
| Bookkeeper | \$50.00 | \$50.00 |
| Gate Workers | \$360.00 | \$360.00 |
| Tournament Manager | \$400.00 | \$400.00 |
| Sub-total | \$1,650.00 | \$1,650.00 |
| | | |
| Players Hospitality Room* | \$779.53 | \$700.00 |
| Coaches/ Pass holder Hospitality Room* | \$1,496.31 | \$1,000.00 |
| | | |
| Total | \$3,925.84 | \$3,350.00 |
| | | |
| | | |
| | | |
| | | |
| | | |

* Estimated costs for providing tournament hospitality rooms for players, coaches and pass holders was set at \$100 dollars per game for players (\$700 total), and \$1,000 for the tournament for coaches and pass holders, however the estimtaed budgets were based upon previous years and attendance, which was much less that the number served during this year's tournament.



KHSAA Regional Basketball Tournament Financial Report
 (return one copy to KHSAA by published deadlines. File separate reports if Girls and Boys
 Tournaments are held separately)

KHSAA Form BK106
 Rev. 01/06

REGION # **9** BOYS **X** or GIRLS HELD AT **Holmes High School** DATES **March 7,8,12,13**

| Part A | REVENUE ITEMS | Price(s) | Receipts | Totals |
|--------|--|-------------|-----------|--------------------|
| | Ticket Sales | \$4.00/6.00 | \$27,639 | |
| | Broadcasting | | N/A | |
| | Sponsorship | | N/A | |
| | TOTAL REVENUE (1) | | | \$27,639.00 |
| Part B | EXPENSE ITEMS | | Expenses | |
| | Game Officials | | \$1470.00 | |
| | Trophies | | \$237.49 | |
| | Travel for Participating Teams | | N/A | |
| | Other Itemized Expenses approved by majority vote of schools in tournament (provide separate listing or list on back of this form) | | \$2505.00 | |
| | TOTAL EXPENSES (2) | | | \$4212.49 |
| Part C | Net Profit (Part A (1) minus Part B (2) total) | | | \$23,426.51 |
| Part D | Allowance to Host School - Maximum 15% for rental and incidental expenses unless otherwise approved by majority vote | | \$3514 | |
| Part E | Profit Subject to Division by Schools (Part C minus Part D) | | | \$19,912.51 |
| Part F | Amount set aside for non participating schools by vote of ALL schools per Constitution Article VII, Section 2 | | N/A | |
| Part G | Amount to be Divided Among Participating Schools (Part E minus Part F) | | | \$19,912.51 |

LIST BELOW INDIVIDUAL AMOUNTS FOR REGIONAL TOURNAMENT NET PROFITS FROM PART E ABOVE, NOT INCLUDING TRAVEL EXPENSES

| School | Amount | School | Amount | School | Amount |
|-----------------|---------|--------|---------|--------|--------|
| Holmes | 4425.00 | Dixie | 2212.50 | | |
| Covington Cath. | 2212.50 | Conner | 2212.50 | | |
| Highlands | 2212.50 | | | | |
| St. Henry | 2212.50 | | | | |
| Newport Cath. | 2212.50 | | | | |
| Lloyd Memorial | 2212.50 | | | | |

PAID ATTENDANCE BY SESSIONS (Tickets Sold NOT money received)

| BOYS | | GIRLS | | COMBINED | |
|---------|------|---------|------|----------|------|
| Session | Paid | Session | Paid | Session | Paid |
| 1 | 1102 | | | | |
| 2 | 1047 | | | | |
| 3 | 814 | | | | |
| 4 | 720 | | | | |
| 5 | 1454 | | | | |
| 6 | | | | | |
| 7 | | | | | |
| Total | 5137 | Total | | Total | |

**** NOTE ** IF ANY OTHER PLAN FOR THE DIVISION OF TOURNAMENT RECEIPTS IS USED, A MAJORITY VOTE OF THE PARTICIPATING SCHOOLS MUST BE OBTAINED, DOCUMENTED, AND SENT TO THE KHSAA.**

Don Madlock
 MANAGER

Holmes HS
 SCHOOL

509-655-9545 x6360
 DAYTIME PHONE

Regional Tournament Expenses

| | |
|-----------------------|---------------|
| Announcer - | \$210 |
| Alternate Announcer - | \$105 |
| Timer - | \$210 |
| Alternate Timer - | \$105 |
| Statistician - | \$280 |
| Trainer - | \$245 |
| Scout for Region 1 - | \$250 |
| <u>Security -</u> | <u>\$1100</u> |
| | \$2505 |

*Non-medical
9th Region*



KHSAA Regional Basketball Tournament Financial Report
 (return one copy to KHSAA by published deadlines. File separate reports if Girls and Boys
 Tournaments are held separately)

KHSAA Form BK106
Rev. 01/06

REGION # 9 BOYS or GIRLS HELD AT CONNER HIGH SCHOOL DATES MARCH 5-10, 2007

| | | | | |
|--------|--|-----------|----------|-------------|
| Part A | REVENUE ITEMS | Price(s) | Receipts | Totals |
| | Ticket Sales | \$4 & \$6 | \$ 17475 | |
| | Broadcasting | | | |
| | Sponsorship | | | |
| | TOTAL REVENUE (1) | | | \$ 17475 |
| Part B | EXPENSE ITEMS | | Expenses | |
| | Game Officials | | 1335 | |
| | Trophies -ALL TOURNNEY, RUNNERUP | | 217:66 | |
| | Travel for Participating Teams | | | |
| | Other Itemized Expenses approved by majority vote of schools in tournament (provide separate listing or list on back of this form) | | 2805 | |
| | TOTAL EXPENSES (2) | | | 4357.66 |
| Part C | Net Profit (Part A (1) minus Part B (2) total) | | | 13117.34 |
| Part D | Allowance to Host School - Maximum 15% for rental and incidental expenses unless otherwise approved by majority vote | | 1967.61 | |
| Part E | Profit Subject to Division by Schools (Part C minus Part D) | | | 11149.73 |
| Part F | Amount set aside for non participating schools by vote of ALL schools per Constitution Article VII, Section 2 | | | |
| Part G | Amount to be Divided Among Participating Schools (Part E minus Part F) | | | \$ 11149.73 |

LIST BELOW INDIVIDUAL AMOUNTS FOR REGIONAL TOURNAMENT NET PROFITS FROM PART E ABOVE, NOT INCLUDING TRAVEL EXPENSES

| School | Amount | School | Amount | School | Amount |
|---------------|---------|--------|--------|---------------|--------------------|
| BOONE COUNTY | 1238.86 | | | NEW CENT CATH | 1238.86 |
| CONNER | 1238.86 | | | NOTRE DAME | 2477.72 (2 SHARES) |
| DIXIE HEIGHTS | 1238.86 | | | | |
| HIGHLANDS | 1238.86 | | | | |
| HOLMES | 1238.86 | | | | |
| LUDLOW | 1238.86 | | | | |

PAID ATTENDANCE BY SESSIONS (Tickets Sold NOT money received)

| BOYS | | GIRLS | | COMBINED | |
|---------|------|---------|------|----------|------|
| Session | Paid | Session | Paid | Session | Paid |
| 1 | | 3/5 | 1033 | | |
| 2 | | 3/6 | 538 | | |
| 3 | | 3/9 | 620 | | |
| 4 | | 3/9 | 261 | | |
| 5 | | 3/10 | 688 | | |
| 6 | | | | | |
| 7 | | | | | |
| Total | | Total | 3140 | Total | |

**** NOTE ** IF ANY OTHER PLAN FOR THE DIVISION OF TOURNAMENT RECEIPTS IS USED, A MAJORITY VOTE OF THE PARTICIPATING SCHOOLS MUST BE OBTAINED, DOCUMENTED, AND SENT TO THE KHSAA.**

Tom Stillman
MANAGER

CONNER HIGH SCHOOL
SCHOOL

859-334-4400
DAYTIME PHONE

**9TH REGION GIRLS BASKETBALL
EXPENSES
MARCH 2007**

| | |
|------------------------|----------|
| BOOKKEEPER | \$ 210 |
| ANNOUNCER | \$ 210 |
| SCOREBOARD WORKERS | \$ 410 |
| BREAKFAST/DRAW MEETING | \$ 35 |
| PARKING ATTENDANTS | \$ 500 |
| PASS GATE WORKERS | \$ 200 |
| TICKET GATE WORKERS | \$ 500 |
| SECURITY | \$ 250 |
| CUSTODIAN | \$ 180 |
| TOURNAMENT DIRECTOR | \$ 250 |
| FINANCIAL SECRETARY | 60 |
| | <hr/> |
| TOTAL EXPENSES | \$ 2,805 |



KHSAA Regional Basketball Tournament Financial Report
 (return one copy to KHSAA by published deadlines. File separate reports if Girls and Boys
 Tournaments are held separately)

KHSAA Form BK106
Rev. 01/06

REGION # 10 BOYS X or GIRLS _____ HELD AT Mason County 2007 DATES 3-7,8,11,12

| Part A | REVENUE ITEMS | Price(s) | Receipts | Totals |
|--------|--|----------|-------------|----------------------------------|
| | Ticket Sales | \$5.00 | \$42,380.00 | |
| | Broadcasting | | | |
| | Sponsorship | | | |
| | TOTAL REVENUE (1) | | | 42,380.00 |
| Part B | EXPENSE ITEMS | | Expenses | |
| | Game Officials | | \$1260.00 | |
| | Trophies | | \$69.11 | |
| | Travel for Participating Teams | | \$1040.00 | |
| | Other Itemized Expenses approved by majority vote of schools in tournament (provide separate listing or list on back of this form) | | \$2372.09 | |
| | TOTAL EXPENSES (2) | | | \$4741.20 |
| Part C | Net Profit (Part A (1) minus Part B (2) total) | | | \$37638.80 |
| Part D | Allowance to Host School - Maximum 15% for rental and incidental expenses unless otherwise approved by majority vote | | | \$4500.00 |
| Part E | Profit Subject to Division by Schools (Part C minus Part D) | | | \$33,138.80 |
| Part F | Amount set aside for non participating schools by vote of ALL schools per Constitution Article VII, Section 2 | | | 1/17 of profits over \$40,000.00 |
| Part G | Amount to be Divided Among Participating Schools (Part E minus Part F) | | | \$33138.80 |

LIST BELOW INDIVIDUAL AMOUNTS FOR REGIONAL TOURNAMENT NET PROFITS FROM PART E ABOVE, NOT INCLUDING TRAVEL EXPENSES

| School | Amount | School | Amount | School | Amount |
|--------------|--------|------------|--------|--------|--------|
| AUGUSTA | \$4142 | MONTGOMERY | \$4142 | | |
| B.BROSSART | \$4142 | SCOTT | \$4142 | | |
| CLARK CO. | \$4142 | | | | |
| DEMING | \$4142 | | | | |
| HARRISON CO. | \$4142 | | | | |
| MASON CO. | \$4142 | | | | |

PAID ATTENDANCE BY SESSIONS (Tickets Sold NOT money received)


| BOYS | | GIRLS | | COMBINED | |
|---------|------|---------|------|----------|------|
| Session | Paid | Session | Paid | Session | Paid |
| 1 | 461 | | | | |
| 2 | 1370 | | | | |
| 3 | 330 | | | | |
| 4 | 511 | | | | |
| 5 | 1733 | | | | |
| 6 | 786 | | | | |
| 7 | 3285 | | | | |
| Total | 8476 | Total | | Total | |

**** NOTE ** IF ANY OTHER PLAN FOR THE DIVISION OF TOURNAMENT RECEIPTS IS USED, A MAJORITY VOTE OF THE PARTICIPATING SCHOOLS MUST BE OBTAINED, DOCUMENTED, AND SENT TO THE KHSAA.**

FRED HESTER
MANAGER


MASON COUNTY
SCHOOL

606-564-3393
DAYTIME PHONE



Mason County Athletics

1320 US 68
Maysville, KY 41056
(606) 564-3393
(606) 564-5380 (F)



2007 BOYS REGIONAL EXPENSES

| | |
|--------------------|-----------|
| OFFICIALS MILEAGE | \$361.20 |
| SCORER | \$105.00 |
| TIMER | \$105.00 |
| ANNOUNCER | \$105.00 |
| STATISTICIAN | \$105.00 |
| TRAINER | \$105.00 |
| TOURNAMENT MANAGER | \$600.00 |
| IND. PLAQUES | \$384.00 |
| TICKETS/PASSES | \$281.89 |
| SCOREBOOKS/NETS | \$20.00 |
| SCOUTING ALLOWANCE | \$200.00 |
| <hr/> | |
| TOTAL | \$2372.09 |

Royals Athletics

Mason County Schools do not discriminate on the basis of sex in admission to or employment in the education programs or activities it operates. Any recipients concerned with the application of Title IX and its implemented regulations should contact Title IX coordinator, Kelly E. Middleton who is located at the Mason County Board of Education Office. The phone number is (606) 564-5563.



KHSAA Regional Basketball Tournament Financial Report
 (return one copy to KHSAA by published deadlines. File separate reports if Girls and Boys
 Tournaments are held separately)

KHSAA Form BK106
Rev. 01/06

REGION # 10 BOYS or GIRLS X HELD AT Montgomery County High DATES March 2007

| | | | | |
|--------|--|----------|-----------|------------------|
| Part A | REVENUE ITEMS | Price(s) | Receipts | Totals |
| | Ticket Sales | 5.00 | 17,695.00 | |
| | Broadcasting | | | |
| | Sponsorship | | | |
| | TOTAL REVENUE (1) | | | 17,695.00 |
| Part B | EXPENSE ITEMS | | Expenses | |
| | Game Officials | | 1,462.80 | |
| | Trophies | | 649.11 | |
| | Travel for Participating Teams | | 1,312.00 | |
| | Other Itemized Expenses approved by majority vote of schools in tournament (provide separate listing or list on back of this form) | | | |
| | TOTAL EXPENSES (2) | | | 8,013.00 |
| Part C | Net Profit (Part A (1) minus Part B (2) total) | | | 9,682.00 |
| Part D | Allowance to Host School - Maximum 15% for rental and incidental expenses unless otherwise approved by majority vote | | 3,200.00 | |
| Part E | Profit Subject to Division by Schools (Part C minus Part D) | | | 9,682.00 |
| Part F | Amount set aside for non participating schools by vote of ALL schools per Constitution Article VII, Section 2 | | | |
| Part G | Amount to be Divided Among Participating Schools (Part E minus Part F) | | | 9,682.00 |

LIST BELOW INDIVIDUAL AMOUNTS FOR REGIONAL TOURNAMENT NET PROFITS FROM PART E ABOVE, NOT INCLUDING TRAVEL EXPENSES

| School | Amount | School | Amount | School | Amount |
|-----------------|---------|------------|---------|--------|--------|
| Montgomery Co. | 1210.25 | Scott High | 1210.25 | | |
| Mason Co | 1210.25 | Clark Co | 1210.25 | | |
| Harrison Co | 1210.25 | | | | |
| Bishop Brossart | 1210.25 | | | | |
| Nicholas Co. | 1210.25 | | | | |
| St. Patrick | 1210.25 | | | | |

PAID ATTENDANCE BY SESSIONS (Tickets Sold NOT money received)

| BOYS | | GIRLS | | COMBINED | |
|---------|------|---------|------|----------|------|
| Session | Paid | Session | Paid | Session | Paid |
| 1 | | 1 | 485 | | |
| 2 | | 2 | 508 | | |
| 3 | | 3 | 1085 | | |
| 4 | | 4 | 1461 | | |
| 5 | | | | | |
| 6 | | | | | |
| 7 | | | | | |
| Total | | Total | 3539 | Total | |

**** NOTE ** IF ANY OTHER PLAN FOR THE DIVISION OF TOURNAMENT RECEIPTS IS USED, A MAJORITY VOTE OF THE PARTICIPATING SCHOOLS MUST BE OBTAINED, DOCUMENTED, AND SENT TO THE KHSAA.**

Phil Rison
MANAGER

Montgomery County High
SCHOOL

859-497-8707
DAYTIME PHONE

**2007 10th Region Girls Tournament
Financial Report**

Receipts

| Session | Sold @ Gate | Total Tickets | Total Money | Pass Door |
|---------|-------------|---------------|--------------------|-------------|
| 1 | 463 | 485 | \$2425.00 | 378 |
| 2 | 508 | 508 | \$2540.00 | 328 |
| 3 | 1085 | 1085 | \$5425.00 | 531 |
| 4 | 1461 | 1461 | \$7305.00 | 386 |
| | <u>3517</u> | <u>3539</u> | <u>\$17,695.00</u> | <u>1623</u> |

Expenses

| | |
|--------------------------|------------------|
| Officials | \$1260.00 |
| Officials Mileage | \$ 202.80 |
| Scorer | \$ 100.00 |
| Timer | \$ 100.00 |
| Announcer | \$ 100.00 |
| Statistician | \$ 100.00 |
| Trainer | \$ 100.00 |
| Allowance to Host School | \$3200.00 |
| Tournament Manager | \$ 600.00 |
| Trophies | \$ 69.11 |
| Individual Plaques | \$ 400.00 |
| All-Tournament Plaques | \$ 180.00 |
| Mileage to Teams | \$1312.00 |
| Ticket/Passes | \$ 70.19 |
| Scorebook/Nets | \$ 18.90 |
| Scouting Allowance | <u>\$ 200.00</u> |
| | \$8013.00 |

| | |
|----------------|--------------------|
| Total Receipts | \$17,695.00 |
| Total Expenses | <u>\$ 8,013.00</u> |
| Net Receipts | \$ 9,682.00 |

Net Receipts divided by 8 = **\$ 1,210.25**

| <u>School</u> | <u>Share</u> | Plus <u>Scouting</u> | Plus <u>Travel</u> | Minus Tickets <u>Charged @ Gate</u> | <u>Net Share</u> |
|---------------------|------------------|-------------------------|-----------------------|--|--------------------|
| Montgomery Co. | \$1210.25 | \$100.00 | | 24 @ 5 = 120 | \$1190.25 |
| Mason Co. (2) | \$1210.25 | \$100.00 | \$270.00 | | \$1580.25 |
| Harrison Co. (2) | \$1210.25 | | \$156.00 | | \$1366.25 |
| Bishop Brossart (2) | \$1210.25 | | \$476.00 | | \$1686.25 |
| Nicholas Co. (1) | \$1210.25 | | \$ 52.00 | | \$1262.25 |
| St. Patrick (1) | \$1210.25 | | \$ 90.00 | | \$1300.25 |
| Scott High (1) | \$1210.25 | | \$228.00 | | \$1438.25 |
| Clark Co. (1) | <u>\$1210.25</u> | | <u>\$ 40.00</u> | 4 @ 5 = 20 | <u>\$1230.25</u> |
| Totals= | \$9682.00 | \$200.00 | \$1312.00 | 28 @ 5 = 140 | \$11,054.00 |

KHSAA REGIONAL BASKETBALL TOURNAMENT FINANCIAL REPORT---BOYS----2007

(A) REVENUE: RECEIPTS TOTALS

| | | |
|-----------------------|--------------------|--------------------|
| TICKET SALES: | \$48,432.00 | |
| TOTAL REVENUE: | \$48,432.00 | \$48,432.00 |

Region 11

(B) EXPENSE ITEMS:

| | | |
|--------------------------------------|-------------------|-------------------|
| GAME OFFICIALS: | \$1,860.00 | |
| TROPHIES: | \$931.58 | |
| DISTRICT WINNER HOME GAME EXP MONEY: | \$1,425.00 | |
| WORKERS: | \$1,410.00 | |
| RENTAL: | \$750.00 | |
| HOSPITALITY: | \$1,250.00 | |
| TOTAL EXPENSES: | \$7,626.58 | \$7,626.58 |

| | | |
|-----------------|--|-------------|
| (C) NET PROFIT: | | \$40,805.42 |
|-----------------|--|-------------|

| | | |
|------------------|--|-------------------|
| (D) HOST SCHOOL: | | \$4,080.54 |
| 10% | | |
| TOTAL: | | \$4,080.54 |

| | | |
|--|--|-------------|
| (E) PROFIT SUBJECT TO DIVISION BY SCHOOLS: | | \$36,724.88 |
|--|--|-------------|

| | | |
|--|--|------------|
| (F) AMOUNT SET ASIDE FOR NON PARTICIPATING SCHOOLS | | \$2,570.74 |
| 7% | | |

| | | |
|---------------|---------------------|-------------------|
| 1. | BEREA | \$285.64 |
| 2. | FRANKLIN COUNTY | \$285.64 |
| 3. | HENRY CLAY | \$285.64 |
| 4. | LAFAYETTE | \$285.64 |
| 5. | LEXINGTON CHRISTIAN | \$285.64 |
| 6. | MADISON SOUTHERN | \$285.64 |
| 7. | PAUL DUNBAR | \$285.64 |
| 8. | SAYRE | \$285.63 |
| 9. | WOODFORD COUNTY | \$285.63 |
| TOTAL: | | \$2,570.74 |

| | | |
|--|--|-------------|
| (G) AMOUNT TO BE DIVIDED AMONG PARTICIPATING SCHOOLS | | \$34,154.14 |
| 83% | | |

| | | |
|---------------|--------------------|--------------------|
| 1. | BRYAN STATION | \$4,269.27 |
| 2. | FRANKFORT | \$4,269.27 |
| 3. | LEXINGTON CATHOLIC | \$4,269.27 |
| 4. | MADISON CENTRAL | \$4,269.27 |
| 5. | MODEL | \$4,269.27 |
| 6. | SCOTT COUNTY | \$4,269.27 |
| 7. | TATES CREEK | \$4,269.26 |
| 8. | WESTERN HILLS | \$4,269.26 |
| TOTAL: | | \$34,154.14 |

PAID ATTENDANCE BY SESSIONS

| | BOYS---PAID | GIRLS---PAID | COMBINED---PAID |
|----------------|-------------|--------------|-----------------|
| 1. | 1390 | | |
| 2. | 1979 | | |
| 3. | 2310 | | |
| 4. | 2393 | | |
| 5. | | | |
| 6. | | | |
| 7. | | | |
| TOTALS: | 8072 | 0 | 0 |

KHSAA REGIONAL BASKETBALL TOURNAMENT FINANCIAL REPORT-----GIRLS-----2007

(A) REVENUE: RECEIPTS TOTALS

| | | |
|-----------------------|--------------------|--------------------|
| TICKET SALES: | \$28,980.00 | |
| TOTAL REVENUE: | \$28,980.00 | \$28,980.00 |

Region 11

(B) EXPENSE ITEMS:

| | | |
|--------------------------------------|-------------------|-------------------|
| GAME OFFICIALS: | \$1,702.00 | |
| TROPHIES: | \$875.58 | |
| DISTRICT WINNER HOME GAME EXP MONEY: | \$1,536.00 | |
| WORKERS: | \$1,410.00 | |
| RENTAL: | \$750.00 | |
| HOSPITALITY: | \$890.00 | |
| TOTAL EXPENSES: | \$7,163.58 | \$7,163.58 |

(C) NET PROFIT: \$21,816.42

(D) HOST SCHOOL: \$2,181.64
10%
TOTAL: \$2,181.64

(E) PROFIT SUBJECT TO DIVISION BY SCHOOLS: \$19,634.78

(F) AMOUNT SET ASIDE FOR NON PARTICIPATING SCHOOLS \$1,374.43
7%

| | | |
|---------------|-----------------|-------------------|
| 1. | BRYAN STATION | \$152.72 |
| 2. | FRANKFORT | \$152.72 |
| 3. | LAFAYETTE | \$152.72 |
| 4. | MADISON CENTRAL | \$152.72 |
| 5. | MODEL | \$152.71 |
| 6. | PAUL DUNBAR | \$152.71 |
| 7. | SAYRE | \$152.71 |
| 8. | TATES CREEK | \$152.71 |
| 9. | WESTERN HILLS | \$152.71 |
| TOTAL: | | \$1,374.43 |

(G) AMOUNT TO BE DIVIDED AMONG PARTICIPATING SCHOOLS \$18,260.34
83%

| | | |
|---------------|---------------------|--------------------|
| 1. | BEREA | \$2,282.55 |
| 2. | FRANKLIN COUNTY | \$2,282.55 |
| 3. | HENRY CLAY | \$2,282.54 |
| 4. | LEXINGTON CATHOLIC | \$2,282.54 |
| 5. | LEXINGTON CHRISTIAN | \$2,282.54 |
| 6. | MADISON SOUTHERN | \$2,282.54 |
| 7. | SCOTT COUNTY | \$2,282.54 |
| 8. | WOODFORD COUNTY | \$2,282.54 |
| TOTAL: | | \$18,260.34 |

PAID ATTENDANCE BY SESSIONS

| | BOYS---PAID | GIRLS---PAID | COMBINED---PAID |
|----------------|-------------|--------------|-----------------|
| 1. | | 542 | |
| 2. | | 2262 | |
| 3. | | 816 | |
| 4. | | 1210 | |
| 5. | | | |
| 6. | | | |
| 7. | | | |
| TOTALS: | 0 | 4830 | 0 |



KHSAA Regional Basketball Tournament Financial Report
 (return one copy to KHSAA by published deadlines. File separate reports if Girls and Boys
 Tournaments are held separately)

KHSAA Form BK106
Rev. 01/06

REGION # 12 BOYS x or GIRLS HELD AT Lincoln Co. High School DATES March 7,8,12,13

| | | | | |
|--------|--|----------|-------------|-------------|
| Part A | REVENUE ITEMS | Price(s) | Receipts | Totals |
| | Ticket Sales | \$5.00 | \$37,900.00 | |
| | Broadcasting | | | |
| | Sponsorship | | | |
| | TOTAL REVENUE (1) | | | \$37,900.00 |
| Part B | EXPENSE ITEMS | | Expenses | |
| | Game Officials | | \$2007.00 | |
| | Trophies | | \$768.11 | |
| | Travel for Participating Teams | | | |
| | Other Itemized Expenses approved by majority vote of schools in tournament (provide separate listing or list on back of this form) | | | |
| | TOTAL EXPENSES (2) | | | \$2775.11 |
| Part C | Net Profit (Part A (1) minus Part B (2) total) | | | \$35,124.89 |
| Part D | Allowance to Host School - Maximum 15% for rental and incidental expenses unless otherwise approved by majority vote | | | |
| Part E | Profit Subject to Division by Schools (Part C minus Part D) | | | \$35,124.89 |
| Part F | Amount set aside for non participating schools by vote of ALL schools per Constitution Article VII, Section 2 | | \$3,512.49 | |
| Part G | Amount to be Divided Among Participating Schools (Part E minus Part F) | | | \$31,612.40 |

LIST BELOW INDIVIDUAL AMOUNTS FOR REGIONAL TOURNAMENT NET PROFITS FROM PART E ABOVE, NOT INCLUDING TRAVEL EXPENSES

| School | Amount | School | Amount | School | Amount |
|----------------|---------|-------------|---------|------------------|--------|
| Lincoln Co. | 7024.98 | Pulaski Co. | 3512.44 | Rockcastle Co. | 390.27 |
| Boyle Co. | 3512.44 | Somerset | 3512.44 | Danville | 390.27 |
| Southwestern | 3512.44 | Garrard Co. | 390.27 | McCreary Central | 390.27 |
| East Jessamine | 3512.44 | Burgin | 390.27 | KSD | 390.27 |
| West Jessamine | 3512.44 | Mercer Co. | 390.27 | Monticello | 390.27 |
| Wayne Co. | 3512.44 | Casey Co. | 390.27 | | |

PAID ATTENDANCE BY SESSIONS (Tickets Sold NOT money received)

| BOYS | | GIRLS | | COMBINED | |
|---------|----------|---------|------|----------|------|
| Session | Paid | Session | Paid | Session | Paid |
| 1 | 8135.00 | | | | |
| 2 | 7860.00 | | | | |
| 3 | 10335.00 | | | | |
| 4 | 11570.00 | | | | |
| 5 | | | | | |
| 6 | | | | | |
| 7 | | | | | |
| Total | 37900.00 | Total | | Total | |

**** NOTE ** IF ANY OTHER PLAN FOR THE DIVISION OF TOURNAMENT RECEIPTS IS USED, A MAJORITY VOTE OF THE PARTICIPATING SCHOOLS MUST BE OBTAINED, DOCUMENTED, AND SENT TO THE KHSAA.**

[Signature]
MANAGER

Lincoln Co. High School
SCHOOL

606-365-9111
DAYTIME PHONE



KHSAA Regional Basketball Tournament Financial Report
 (return one copy to KHSAA by published deadlines. File separate reports if Girls and Boys
 Tournaments are held separately)

KHSAA Form BK106
Rev. 01/06

REGION # 12 BOYS or GIRLS X HELD AT Pulaski County High School DATES 3/5,6,9,&10

| Part A | REVENUE ITEMS | Price(s) | Receipts | Totals |
|--------|--|-----------|------------|-------------------|
| | Ticket Sales | \$5.00.00 | \$17877.00 | |
| | Broadcasting | | | |
| | Sponsorship | | | |
| | TOTAL REVENUE (1) | | | \$17877.00 |
| Part B | EXPENSE ITEMS | | Expenses | |
| | Game Officials | | \$1746.00 | |
| | Trophies | | \$622.22 | |
| | Travel for Participating Teams | | | |
| | Other Itemized Expenses approved by majority vote of schools in tournament (provide separate listing or list on back of this form) | | \$4,988.44 | |
| | TOTAL EXPENSES (2) | | | \$7356.66 |
| Part C | Net Profit (Part A (1) minus Part B (2) total) | | | \$10520.34 |
| Part D | Allowance to Host School - Maximum 15% for rental and incidental expenses unless otherwise approved by majority vote | | | \$0.00 |
| Part E | Profit Subject to Division by Schools (Part C minus Part D) | | | \$10520.34 |
| Part F | Amount set aside for non participating schools by vote of ALL schools per Constitution Article VII, Section 2 | | | \$1168.93 |
| Part G | Amount to be Divided Among Participating Schools (Part E minus Part F) | | | \$9351.41 |

LIST BELOW INDIVIDUAL AMOUNTS FOR REGIONAL TOURNAMENT NET PROFITS FROM PART E ABOVE, NOT INCLUDING TRAVEL EXPENSES

| School | Amount | School | Amount | School | Amount |
|----------------|--------|------------|--------|------------------|--------|
| Southwestern | \$1168 | Lincoln Co | \$1168 | West Jessamine | \$146 |
| Wayne Co | \$1168 | Boyle Co | \$1168 | Somerset | \$146 |
| Rockcastle Co | \$1168 | Danville | \$146 | Pulaski Co | \$0.00 |
| Casey Co | \$1168 | KSD | \$146 | McCreary Central | \$146 |
| East Jessamine | \$1168 | Garrard Co | \$146 | Monticello | \$146 |
| Mercer Co | \$1168 | Burgin | \$146 | | |

PAID ATTENDANCE BY SESSIONS (Tickets Sold NOT money received)

| BOYS | | GIRLS | | COMBINED | |
|---------|------|---------|------------|----------|------|
| Session | Paid | Session | Paid | Session | Paid |
| 1 | | 1 | \$3585.05 | | |
| 2 | | 2 | \$3050.00 | | |
| 3 | | 3 | \$5076.75 | | |
| 4 | | 4 | \$4095.20 | | |
| 5 | | Bands | \$2070.00 | | |
| 6 | | | | | |
| 7 | | | | | |
| Total | | Total | \$17877.00 | Total | |

**** NOTE ** IF ANY OTHER PLAN FOR THE DIVISION OF TOURNAMENT RECEIPTS IS USED, A MAJORITY VOTE OF THE PARTICIPATING SCHOOLS MUST BE OBTAINED, DOCUMENTED, AND SENT TO THE KHSAA.**

Gilbert W. Wil
MANAGER

Pulaski Co
SCHOOL

606-679-1574
DAYTIME PHONE

2007 12th Region Girls Basketball Tournament Expenses

| | |
|--------------------|------------------|
| Security | \$1215.00 |
| Officials | \$1746.00 |
| Trophies | \$622.22 |
| Tournament Workers | \$3708.44 |
| Passes | \$65.00 |
| TOTAL | \$7356.66 |



KHSAA Regional Basketball Tournament Financial Report
 (return one copy to KHSAA by published deadlines. File separate reports if Girls and Boys
 Tournaments are held separately)

KHSAA Form BK106
Rev. 01/06

REGION # 13 BOYS X or GIRLS _____ HELD AT Corbin High School DATES 03/7,8,12,13

| Part A | REVENUE ITEMS | Price(s) | Receipts | Totals |
|--------|--|----------|------------|--------------------|
| | Ticket Sales | \$5.00 | \$46600.00 | |
| | Broadcasting | | | |
| | Sponsorship | | | |
| | TOTAL REVENUE (1) | | | \$46600.00 |
| Part B | EXPENSE ITEMS | | Expenses | |
| | Game Officials | | \$2082.98 | |
| | Trophies | | \$716.46 | |
| | Travel for Participating Teams | | \$832.00 | |
| | Other Itemized Expenses approved by majority vote of schools in tournament (provide separate listing or list on back of this form) | | \$5429.85 | |
| | TOTAL EXPENSES (2) | | | \$9061.29 |
| Part C | Net Profit (Part A (1) minus Part B (2) total) | | | \$37,538.71 |
| Part D | Allowance to Host School - Maximum 15% for rental and incidental expenses unless otherwise approved by majority vote | | \$5430.8 | |
| Part E | Profit Subject to Division by Schools (Part C minus Part D) | | | \$32107.91 |
| Part F | Amount set aside for non participating schools by vote of ALL schools per Constitution Article VII, Section 2 | | -0- | |
| Part G | Amount to be Divided Among Participating Schools (Part E minus Part F) | | | 32107.91 |

LIST BELOW INDIVIDUAL AMOUNTS FOR REGIONAL TOURNAMENT NET PROFITS FROM PART E ABOVE, NOT INCLUDING TRAVEL EXPENSES

| School | Amount | School | Amount | School | Amount |
|--------------|---------|--------------|---------|--------|--------|
| Corbin | 6880.36 | Red Bird | 2423.42 | | |
| Bell County | 4738.84 | South Laurel | 6988.26 | | |
| Clay County | 2385.82 | | | | |
| Cumberland | 4826.84 | | | | |
| Knox Central | 2333.42 | | | | |
| Pineville | 2363.42 | | | | |

PAID ATTENDANCE BY SESSIONS (Tickets Sold NOT money received)

| S | | GIRLS | | COMBINED | |
|---------|------|---------|------|----------|------|
| Session | Paid | Session | Paid | Session | Paid |
| 1 | 994 | | | | |
| 2 | 481 | | | | |
| 3 | 1056 | | | | |
| 4 | 535 | | | | |
| 5 | 1161 | | | | |
| 6 | 869 | | | | |
| 7 | 2085 | | | | |
| Total | 7181 | Total | | Total | |

****Plus 275 Reserved Seats for the entire tournament @ \$45.00 each**

**** NOTE ** IF ANY OTHER PLAN FOR THE DIVISION OF TOURNAMENT RECEIPTS IS USED, A MAJORITY VOTE OF THE PARTICIPATING SCHOOLS MUST BE OBTAINED, DOCUMENTED, AND SENT TO THE KHSAA.**

Gerald Foley _____ Corbin High School _____ (606) 528-3902 _____
 MANAGER SCHOOL DAYTIME PHONE

2007~13th. Region Tournament~2007

Host/Site: Corbin High School

March 7, 8, 12, 13

ITEMIZED EXPENSES

Officials

| | | |
|-------------|---------------------------|-------------------|
| Mike Walker | Official + Mleage | \$500.00 |
| Mike Hall | Official | \$260.00 |
| Johnny Webb | Official + Mileage | \$424.00 |
| Shawn Hall | Official | \$195.00 |
| Todd Duff | Official | \$195.00 |
| Mark Whitt | Official | \$195.00 |
| Baymont Inn | Motel Rooms for Officials | <u>\$313.98</u> |
| | Subtotal | \$2,082.98 |

Management

| | | |
|-----------------------|---------------------------------------|-----------------|
| Daniel Mackey | Public Address | \$175.00 |
| Robert Watkins | Official Scorer | \$75.00 |
| Nick Greiwe | Official Scorebook | \$100.00 |
| Gus Clouse | Official Timer | \$175.00 |
| ROTC | Reserved Seating /Gym Pick-up | \$300.00 |
| CHS Baseball | Parking | \$500.00 |
| Gym / School Cleaning | Custodians | \$750.00 |
| Security | Police | \$945.00 |
| Tournament Manager | Gerald Foley | \$250.00 |
| Player/Cheerleader | Hospitality | \$200.00 |
| VIP | Hospitality | \$400.00 |
| National Ticket | General Admission Tickets | \$120.00 |
| Redhound Productions | Printing-Parking & Hospitality Passes | \$150.00 |
| Elana Richards | Ticket Taker | \$95.00 |
| Robin Mahan | Ticket Taker | \$140.00 |
| Shelia Blair | Ticket Seller/Book Keeper | \$180.00 |
| Thom Smith | Ticket Seller | \$160.00 |
| Tammy Sewell | Pass Gate Attendant | \$70.00 |
| Andrew Mahan | Pass Gate Attendant | <u>\$140.00</u> |
| | | 4,925.00 |

TEAM TRAVEL

Subtotal **\$832.00**

TROPHIES

| | |
|----------------------------|---------------------------------|
| Runner-up Trophy | \$64.46 |
| Winner & Runner-up Plaques | \$400.00 |
| All Tournament Trophies | \$192.00 |
| Cheer Trophies | <u>\$60.00</u> |
| | Subtotal \$716.46 |

MISCELLANEOUS

| | | |
|--------------------------|-----------------|-----------------|
| Cheer Judges & Mileage | | \$288.00 |
| Scorebook & Nets | | \$16.85 |
| Tony Pietrowski-Scouting | | \$100.00 |
| Steve Wright-Scouting | | <u>\$100.00</u> |
| | Subtotal | \$504.85 |
| | TOTAL | 9,061.29 |

NOTE: The VIP Hospitality Room was hosted by David's Steakhouse one night. Hometown Bank made a \$500.00 dollar donation toward the expense.



KHSAA Regional Basketball Tournament Financial Report
 (return one copy to KHSAA by published deadlines. File separate reports if Girls and Boys
 Tournaments are held separately)

KHSAA Form BK106
Rev. 01/06

REGION # 13 BOYS or GIRLS HELD AT Corbin High School DATES 03/5,6,9,10

| Part A | REVENUE ITEMS | Price(s) | Receipts | Totals |
|--------|--|----------|------------|-------------------|
| | Ticket Sales | \$5.00 | | |
| | Broadcasting | | \$20423.00 | |
| | Sponsorship | | | |
| | TOTAL REVENUE (1) | | | \$20423.00 |
| Part B | EXPENSE ITEMS | | Expenses | |
| | Game Officials | | \$1950.00 | |
| | Trophies | | \$716.46 | |
| | Travel for Participating Teams | | \$930.00 | |
| | Other Itemized Expenses approved by majority vote of schools in tournament (provide separate listing or list on back of this form) | | \$5783.85 | |
| | TOTAL EXPENSES (2) | | | \$9380.31 |
| Part C | Net Profit (Part A (1) minus Part B (2) total) | | | \$11042.31 |
| Part D | Allowance to Host School - Maximum 15% for rental and incidental expenses unless otherwise approved by majority vote | | \$1656.40 | |
| Part E | Profit Subject to Division by Schools (Part C minus Part D) | | | \$9386.29 |
| Part F | Amount set aside for non participating schools by vote of ALL schools per Constitution Article VII, Section 2 | | -0- | |
| Part G | Amount to be Divided Among Participating Schools (Part E minus Part F) | | | \$9386.29 |

LIST BELOW INDIVIDUAL AMOUNTS FOR REGIONAL TOURNAMENT NET PROFITS FROM PART E ABOVE, NOT INCLUDING TRAVEL EXPENSES

| School | Amount | School | Amount | School | Amount |
|----------------|---------|----------------|---------|--------|--------|
| Barbourville | 702.45 | South Laurel | 2119.35 | | |
| Cawood | 806.45 | Whitley County | 1368.9 | | |
| Clay County | 2287.35 | | | | |
| Hartan | 800.45 | | | | |
| Jackson County | 1520.90 | | | | |
| Knox Central | 710.45 | | | | |

PAID ATTENDANCE BY SESSIONS (Tickets Sold NOT money received)

| BOYS | | GIRLS | | COMBINED | |
|---------|------|---------|------|----------|------|
| Session | Paid | Session | Paid | Session | Paid |
| 1 | 599 | | | | |
| 2 | 890 | | | | |
| 3 | 1255 | | | | |
| 4 | 836 | | | | |
| 5 | | | | | |
| 6 | | | | | |
| 7 | | | | | |
| Total | 3580 | Total | | Total | |

**** Plus 75 Reserved Seats @ \$30.00 sold for entire Tournament**

**** NOTE ** IF ANY OTHER PLAN FOR THE DIVISION OF TOURNAMENT RECEIPTS IS USED, A MAJORITY VOTE OF THE PARTICIPATING SCHOOLS MUST BE OBTAINED, DOCUMENTED, AND SENT TO THE KHSAA.**

Gerald Foley
MANAGER

Corbin High School
SCHOOL

(606) 528-3902
DAYTIME PHONE

2007~13th. Region Tournament~2007

Host/Site: Corbin High School

March 5, 6, 9, 10

Itemized Expense

Officials

| | | |
|-----------------|-------------------|-------------------|
| Jerry Hurley | Official + Mleage | \$307.00 |
| Paul Pelphrey | Official + Mleage | \$338.00 |
| Greg Keene | Official + Mleage | \$360.00 |
| Wendall Walden | Official | \$260.00 |
| Roger Fairchild | Official + Mleage | \$347.00 |
| Sam Smith | Official + Mleage | <u>\$347.00</u> |
| | Subtotal | \$1,959.00 |

Management

| | | |
|-----------------------|---------------------------------------|-------------------|
| Daniel Mackey | Public Address | \$175.00 |
| Dorotha Webber | Offical Scorebook | \$175.00 |
| Gus Clouse | Offical Timer | \$175.00 |
| ROTC | Seating /Grounds Clean-up | \$400.00 |
| CHS Baseball | Parking | \$500.00 |
| Gym / School Cleaning | Custodians | \$1,000.00 |
| Security | Police | \$800.00 |
| Gerald Foley | Tournament Manager | \$250.00 |
| Player/Cheerleader | Hospitality | \$200.00 |
| VIP | Hospitality | \$600.00 |
| National Ticket | General Admission Tickets | \$90.00 |
| Redhound Productions | Printing-Parking & Hospitility Passes | \$125.00 |
| Elana Richards | Ticket Taker | \$105.00 |
| Robin Mahan | Ticket Taker | \$140.00 |
| Shelia Blair | Ticket Seller/Book Keeper | \$165.00 |
| Thom Smith | Ticket Seller | \$160.00 |
| Tammy Sewell | Pass Gate Attendant | \$140.00 |
| Andrew Mahan | Pass Gate Attendant | <u>\$70.00</u> |
| | Subtotal | \$5,270.00 |

TEAM TRAVEL

Subtotal **\$930.00**

TROPHIES

| | |
|----------------------------|----------------|
| Runner-Up Trophy | \$64.46 |
| Winner & Runner-up Plaques | \$400.00 |
| All Tournament Trophies | \$192.00 |
| Cheer Trophies | <u>\$60.00</u> |

Subtotal **\$716.46**

MISCELLANEOUS

| | |
|--------------------------|-----------------|
| Cher Judges & Mileage | \$288.00 |
| Scorebook & Nets | \$16.85 |
| James Burchell-Scouting | \$100.00 |
| Konnie Snyder - Scouting | <u>\$100.00</u> |
| Subtotal | \$504.85 |
| TOTAL | 9,380.31 |



KHSAA Regional Basketball Tournament Financial Report
 (return one copy to KHSAA by published deadlines. File separate reports if Girls and Boys
 Tournaments are held separately)

KHSAA Form BK106
Rev. 01/06

REGION # 14 BOYS or GIRLS _____ HELD AT Letcher County Central DATES 3-7,8,12,13

| | | | | | |
|--------|--|--|----------|----------|----------|
| Part A | REVENUE ITEMS | | Price(s) | Receipts | Totals |
| | Ticket Sales | | 5.00 | 33975.00 | |
| | Broadcasting | | | -0- | |
| | Sponsorship | | | 5000.00 | |
| | TOTAL REVENUE (1) | | | | 38975.00 |
| Part B | EXPENSE ITEMS | | | Expenses | |
| | Game Officials | | | 2019.00 | |
| | Trophies | | | 835.36 | |
| | Travel for Participating Teams | | | -0- | |
| | Other Itemized Expenses approved by majority vote of schools in tournament (provide separate listing or list on back of this form) | | | 4053.00 | |
| | TOTAL EXPENSES (2) | | | | 6907.36 |
| Part C | Net Profit (Part A (1) minus Part B (2) total) | | | | 32067.64 |
| Part D | Allowance to Host School - Maximum 15% for rental and incidental expenses unless otherwise approved by majority vote | | | 4810.15 | |
| Part E | Profit Subject to Division by Schools (Part C minus Part D) | | | | 27257.49 |
| Part F | Amount set aside for non participating schools by vote of ALL schools per Constitution Article VII, Section 2 | | | 1703.59 | |
| Part G | Amount to be Divided Among Participating Schools (Part E minus Part F) | | | | 25553.90 |

LIST BELOW INDIVIDUAL AMOUNTS FOR REGIONAL TOURNAMENT NET PROFITS FROM PART E ABOVE, NOT INCLUDING TRAVEL EXPENSES

| School | Amount | School | Amount | School | Amount |
|-------------------|--------|-----------------|--------|---------------|--------|
| June Buchanan | 6814 | Powell Co. | 1703 | Perry Central | 189.29 |
| Hazard | 5110 | Wolfe Co. | 1703 | Jackson City | 189.29 |
| Breathitt Co. | 3407 | Cordia | 189.29 | Riverside | 189.29 |
| Knott Co. Central | 3407 | Jenkins | 189.29 | Estill Co. | 189.29 |
| Buckhorn | 1703 | Letcher Central | 189.29 | Lee Co. | 189.29 |
| Owsley Co. | 1703 | Leslie Co. | 189.29 | | |

PAID ATTENDANCE BY SESSIONS (Tickets Sold NOT money received)

| BOYS | | GIRLS | | COMBINED | |
|---------|------|---------|------|----------|------|
| Session | Paid | Session | Paid | Session | Paid |
| 1 | 985 | | | | |
| 2 | 1732 | | | | |
| 3 | 1345 | | | | |
| 4 | 1299 | | | | |
| 5 | 1434 | | | | |
| 6 | | | | | |
| 7 | | | | | |
| Total | 6795 | Total | | Total | |

**** NOTE ** IF ANY OTHER PLAN FOR THE DIVISION OF TOURNAMENT RECEIPTS IS USED, A MAJORITY VOTE OF THE PARTICIPATING SCHOOLS MUST BE OBTAINED, DOCUMENTED, AND SENT TO THE KHSAA.**

Ozz Jackson - *Ozz Jackson*
MANAGER

Letcher County Central
SCHOOL

406-633-5628
DAYTIME PHONE

3-19-07

BOY'S ITEMIZED REGIONAL TOURNAMENT EXPENSES 2007

| | |
|--|------------|
| CLEAN UP | \$1,000.00 |
| SECURITY | \$600.00 |
| PARKING | \$500.00 |
| HOSPITALITY | \$500.00 |
| PRINTING - tickets - passes - parking pass | \$233.00 |
| GAME STAFF - PA, scorer, timer, stats | \$420.00 |
| GATE WORKERS - sale tickets - pass gate | \$800.00 |
| TOTAL | \$4,053.00 |

THE ABOVE EXPENSES ARE TRUE AND ACCURATE:

OZZ JACKSON, TOURNAMENT MANAGER
19-Mar-07





KHSAA Regional Basketball Tournament Financial Report
 (return one copy to KHSAA by published deadlines. File separate reports if Girls and Boys
 Tournaments are held separately)

KHSAA Form BK106
Rev. 01/06

REGION # 14 BOYS or GIRLS HELD AT Knott County Central High DATES 3/5—10/07

| Part A | REVENUE ITEMS | Price(s) | Receipts | Totals |
|--------|--|----------|----------|-----------------|
| | Ticket Sales | 5.00 | 17151 | |
| | Broadcasting | | | |
| | Sponsorship | | | |
| | TOTAL REVENUE (1) | | | 17151 |
| Part B | EXPENSE ITEMS | | Expenses | |
| | Game Officials | | 1938 | |
| | Trophies | | 795.06 | |
| | Travel for Participating Teams | | | |
| | Other Itemized Expenses approved by majority vote of schools in tournament (provide separate listing or list on back of this form) | | 936.28 | |
| | TOTAL EXPENSES (2) | | | 3669.34 |
| Part C | Net Profit (Part A (1) minus Part B (2) total) | | | 13481.66 |
| Part D | Allowance to Host School - Maximum 15% for rental and incidental expenses unless otherwise approved by majority vote | | 2022.25 | |
| Part E | Profit Subject to Division by Schools (Part C minus Part D) | | | 11459.41 |
| Part F | Amount set aside for non participating schools by vote of ALL schools per Constitution Article VII, Section 2 | | 716.21 | |
| Part G | Amount to be Divided Among Participating Schools (Part E minus Part F) | | | 10743.20 |

LIST BELOW INDIVIDUAL AMOUNTS FOR REGIONAL TOURNAMENT NET PROFITS FROM PART E ABOVE, NOT INCLUDING TRAVEL EXPENSES

| School | Amount | School | Amount | School | Amount |
|---------------|--------|-------------------|--------|---------------|--------|
| Breathitt | 2864.8 | Powell | 716.21 | Hazard | 79.57 |
| Perry Central | 2148.6 | Knott Central | 716.21 | Buckhorn | 79.57 |
| Letcher | 1432.4 | Lee Co | 79.57 | Cordia | 79.57 |
| Leslie | 1432.4 | Owsley Co | 79.57 | June Buchanan | 79.57 |
| Estill | 716.21 | Riverside Christ. | 79.57 | Jenkins | 79.57 |
| Wolfe | 716.21 | Jackson City | 79.57 | | |

PAID ATTENDANCE BY SESSIONS (Tickets Sold NOT money received)

| BOYS | | GIRLS | | COMBINED | |
|---------|------|---------|------|----------|------|
| Session | Paid | Session | Paid | Session | Paid |
| 1 | | 1 | 534 | | |
| 2 | | 2 | 891 | | |
| 3 | | 3 | 1208 | | |
| 4 | | 4 | 797 | | |
| 5 | | | | | |
| 6 | | | | | |
| 7 | | | | | |
| Total | | Total | 3430 | Total | |

**** NOTE ** IF ANY OTHER PLAN FOR THE DIVISION OF TOURNAMENT RECEIPTS IS USED, A MAJORITY VOTE OF THE PARTICIPATING SCHOOLS MUST BE OBTAINED, DOCUMENTED, AND SENT TO THE KHSAA.**

David J. Stamps
MANAGER

Knott Co. Central
SCHOOL

606-785-3166
DAYTIME PHONE



KHSAA Regional Basketball Tournament Financial Report
 (return one copy to KHSAA by published deadlines. File separate reports if Girls and Boys
 Tournaments are held separately)

KHSAA Form BK106
Rev. 01/06

REGION # 15 BOYS x or GIRLS x HELD AT Eastern KY Expo Center DATES 3/5-3/10/07

| | | | | |
|--------|--|-----------|--------------|---------------------|
| Part A | REVENUE ITEMS | Price(s) | Receipts | Totals |
| | Ticket Sales | \$5 & \$6 | \$105,922.00 | |
| | Broadcasting | | | |
| | Sponsorship | | | |
| | TOTAL REVENUE (1) | | | \$105,922.00 |
| Part B | EXPENSE ITEMS | | Expenses | |
| | Game Officials | | \$3,780.00 | |
| | Trophies | | \$1,521.53 | |
| | Travel for Participating Teams | | \$1,172.00 | |
| | Other Itemized Expenses approved by majority vote of schools in tournament (provide separate listing or list on back of this form) | | \$71,400 | |
| | TOTAL EXPENSES (2) | | | \$77,873.53 |
| Part C | Net Profit (Part A (1) minus Part B (2) total) | | | \$28,046.67 |
| Part D | Allowance to Host School - Maximum 15% for rental and incidental expenses unless otherwise approved by majority vote | | \$14,023.24 | |
| Part E | Profit Subject to Division by Schools (Part C minus Part D) | | | \$64,023.24 |
| Part F | Amount set aside for non participating schools by vote of ALL schools per Constitution Article VII, Section 2 | | | |
| Part G | Amount to be Divided Among Participating Schools (Part E minus Part F) | | | \$64,023.24 |

LIST BELOW INDIVIDUAL AMOUNTS FOR REGIONAL TOURNAMENT NET PROFITS FROM PART E ABOVE, NOT INCLUDING TRAVEL EXPENSES

| School | Amount | School | Amount | School | Amount |
|---------------|--------|------------------|--------|---------------|--------|
| Allen Central | 4184.5 | Magoffin Co. | 4184.5 | Pikeville | 4184.5 |
| Belfry | 4184.5 | Lawrence Co. | 4184.5 | Prestonsburg | 4184.5 |
| Betsy Layne | 4184.5 | Paintsville | 4184.5 | Sheldon Clark | 4184.5 |
| David | 627.72 | Phelps | 4184.5 | Shelby Valley | 4184.5 |
| East Ridge | 4184.5 | Piarist | 627.72 | South Floyd | 4184.5 |
| Johnson Cent. | 4184.5 | Pike Co. Central | 4184.5 | | |

PAID ATTENDANCE BY SESSIONS (Tickets Sold NOT money received)

| BOYS | | GIRLS | | COMBINED | |
|---------|------|---------|------|----------|--------|
| Session | Paid | Session | Paid | Session | Paid |
| 1 | | | | 1 | 2436 |
| 2 | | | | 2 | 3561 |
| 3 | | | | 3 | 2299 |
| 4 | | | | 4 | 2425 |
| 5 | | | | 5 | 4092 |
| 6 | | | | 6 | 4231 |
| 7 | | | | | |
| Total | | Total | | Total | 19,044 |

**** NOTE ** IF ANY OTHER PLAN FOR THE DIVISION OF TOURNAMENT RECEIPTS IS USED, A MAJORITY VOTE OF THE PARTICIPATING SCHOOLS MUST BE OBTAINED, DOCUMENTED, AND SENT TO THE KHSAA.**

Brent Rose
MANAGER

Betsy Layne High School
SCHOOL

606-478-9138
DAYTIME PHONE

2007 15th Region Basketball Tournament
Boys & Girls
Eastern KY Expo Center
March 5-10, 2007

Expense Report

| <u>Expense</u> | <u>Cost</u> |
|---------------------------------|-----------------|
| Sportsmanship Award | \$500 |
| Meal Money | \$2,800 |
| Boys & Girls Championship Money | \$2,000 |
| Guarantee Payout to Schools | \$50,000 |
| Sound Technician | \$350 |
| Tournament Staff | \$2,750 |
| Hospitality Room | \$3,000 |
| Advertising | \$10,000 |
| Total Expense* | \$71,400 |

- Amount does not include officials, trophies & travel

| | | | |
|--------------------|----------------|--------------------------------|---------------------|
| <hr/> | <u>4-12-07</u> | <u>Betsy Layne High School</u> | <u>606-478-9138</u> |
| Tournament Manager | Date | School | Phone |

2007 15th Region Tournament Financial Distribution

| <u>School</u> | <u>Regional Share</u> | <u>Mileage</u> | <u>Meals</u> | <u>Total Check</u> |
|---------------------|-----------------------|----------------|---------------|--------------------|
| Allen Central | \$4,184.52 | \$132 | \$200.00 | \$4,516.52 |
| Belfry | \$4,184.52 | \$235 | \$500.00 | \$4,919.52 |
| Betsy Layne | \$4,184.52 | \$56 | \$200.00 | \$4,440.52 |
| David School | \$627.72 | \$0 | \$0.00 | \$627.72 |
| East Ridge | \$4,184.52 | \$52 | \$100.00 | \$4,336.52 |
| Johnson Central | \$4,184.52 | \$0 | \$0.00 | \$4,184.52 |
| Magoffin County | \$4,184.52 | \$273 | \$300.00 | \$4,757.52 |
| Lawrence County | \$4,184.52 | \$0 | \$0.00 | \$4,184.52 |
| Paintsville | \$4,184.52 | \$154 | \$200.00 | \$4,538.52 |
| Phelps | \$4,184.52 | \$62 | \$100.00 | \$4,346.52 |
| Piarist | \$627.72 | \$0 | \$0.00 | \$627.72 |
| Pike County Central | \$4,184.52 | \$24 | \$300.00 | \$4,508.52 |
| Pikeville | \$4,184.52 | \$9 | \$300.00 | \$4,493.52 |
| Prestonsburg | \$4,184.52 | \$52 | \$100.00 | \$4,336.52 |
| Sheldon Clark | \$4,184.52 | \$0 | \$0.00 | \$4,184.52 |
| Shelby Valley | \$4,184.52 | \$125 | \$500.00 | \$4,809.52 |
| South Floyd | <u>\$4,184.52</u> | <u>\$0</u> | <u>\$0.00</u> | <u>\$4,184.52</u> |
| | \$64,023.24 | \$1,174.00 | \$2,800.00 | 67997.24 |

| | |
|----------------------------|-------------|
| Profit Share Total | \$64,023.24 |
| Minus David 1/6 | \$627.72 |
| Minus Piarist 1/6 | \$627.72 |
| Remainder for Equal Shares | \$62,767.80 |



KHSAA Regional Basketball Tournament Financial Report
 (return one copy to KHSAA by published deadlines. File separate reports if Girls and Boys
 Tournaments are held separately)

KHSAA Form BK106
Rev. 01/06

REGION # 16 BOYS or GIRLS HELD AT Morehead State Univ. DATES March 7,8,10, &12

2007

| | | | | |
|--------|--|-----------|-------------|--------------------|
| Part A | REVENUE ITEMS | Price(s) | Receipts | Totals |
| | Ticket Sales | \$5 & \$6 | \$45,396.00 | |
| | Broadcasting | | 735.00 | |
| | Sponsorship | | | |
| | TOTAL REVENUE (1) | | | \$46,131.00 |
| Part B | EXPENSE ITEMS | | Expenses | |
| | Game Officials | | \$ 1,517.40 | |
| | Trophies | | 732.47 | |
| | Travel for Participating Teams | | 2,356.00 | |
| | Other Itemized Expenses approved by majority vote of schools in tournament (provide separate listing or list on back of this form) | | 4,604.03 | |
| | TOTAL EXPENSES (2) | | | 9,209.90 |
| Part C | Net Profit (Part A (1) minus Part B (2) total) | | | 36,921.10 |
| Part D | Allowance to Host School - Maximum 15% for rental and incidental expenses unless otherwise approved by majority vote | | 5,538.17 | |
| Part E | Profit Subject to Division by Schools (Part C minus Part D) | | | 31,382.93 |
| Part F | Amount set aside for non participating schools by vote of ALL schools per Constitution Article VII, Section 2 | | | |
| Part G | Amount to be Divided Among Participating Schools (Part E minus Part F) | | | 31,382.93 |

LIST BELOW INDIVIDUAL AMOUNTS FOR REGIONAL TOURNAMENT NET PROFITS FROM PART E ABOVE, NOT INCLUDING TRAVEL EXPENSES

| School | Amount | School | Amount | School | Amount |
|-----------|---------|--------|--------|-----------|---------|
| Ashland | 3922.86 | | | Rowan Co. | 3922.86 |
| Bath Co. | 3922.86 | | | Russell | 3922.86 |
| Boyd Co. | 3922.86 | | | | |
| E. Carter | 3922.86 | | | | |
| Elliott | 3922.86 | | | | |
| Lewis Co. | 3922.86 | | | | |

PAID ATTENDANCE BY SESSIONS (Tickets Sold NOT money received)

| BOYS | | | GIRLS | | | COMBINED | | |
|---------|------|--|---------|------|--|----------|------|--|
| Session | Paid | | Session | Paid | | Session | Paid | |
| 1 | 1667 | | | | | | | |
| 2 | 2331 | | | | | | | |
| 3 | 1952 | | | | | | | |
| 4 | 2483 | | | | | | | |
| 5 | | | | | | | | |
| 6 | | | | | | | | |
| 7 | | | | | | | | |
| Total | 8433 | | Total | | | Total | | |

NOTE: IF ANY OTHER PLAN FOR THE DIVISION OF TOURNAMENT RECEIPTS IS USED, A MAJORITY VOTE OF THE PARTICIPATING SCHOOLS MUST BE OBTAINED, DOCUMENTED, AND SENT TO THE KHSAA.

Keith Kappes
 MANAGER
 Keith Kappes

Morehead State Univ.
 SCHOOL

606-783-2031
 DAYTIME PHONE

16th REGION GIRLS BASKETBALL TOURNAMENT

MOREHEAD STATE UNIVERSITY

March 5, 6, 9, & 10, 2007

OTHER EXPENSES

| | |
|------------------------|----------|
| Tournament Manager | 300.00 |
| Asst. Tour. Manager | 300.00 |
| Official Timer | 175.00 |
| Official Scorer | 175.00 |
| Facilities Coordinator | 200.00 |
| PA Annoucer | 175.00 |
| Possession Indicator | 175.00 |
| Ticket Personnel | 1,260.00 |
| Cheer Coordinator | 100.00 |
| Cheer Judges | 254.00 |
| Team Security | 500.00 |
| Nets | 20.00 |
| Tickets | 354.10 |
| Officials Coordinator | 200.00 |

TOTAL **\$4,188.10**



KHSAA Regional Basketball Tournament Financial Report
 (return one copy to KHSAA by published deadlines. File separate reports if Girls and Boys
 Tournaments are held separately)

KHSAA Form BK106
Rev. 01/06

REGION # 16 BOYS or GIRLS HELD AT Morehead State Univ. DATES March 5, 6, 9, & 10,
2007

| | | | | |
|--------|--|-----------|-----------|--------------------|
| Part A | REVENUE ITEMS | Price(s) | Receipts | Totals |
| | Ticket Sales | \$5 & \$6 | 18,357.00 | |
| | Broadcasting | | 495.00 | |
| | Sponsorship | | | |
| | TOTAL REVENUE (1) | | | \$18,852.00 |
| Part B | EXPENSE ITEMS | | Expenses | |
| | Game Officials | | 1,492.20 | |
| | Trophies | | 776.46 | |
| | Travel for Participating Teams | | 2,744.00 | |
| | Other Itemized Expenses approved by majority vote of schools in tournament (provide separate listing or list on back of this form) | | 4,188.10 | |
| | TOTAL EXPENSES (2) | | | 9,200.76 |
| Part C | Net Profit (Part A (1) minus Part B (2) total) | | | 9,651.24 |
| Part D | Allowance to Host School - Maximum 15% for rental and incidental expenses unless otherwise approved by majority vote | | 1,447.68 | |
| Part E | Profit Subject to Division by Schools (Part C minus Part D) | | | 8,203.56 |
| Part F | Amount set aside for non participating schools by vote of ALL schools per Constitution Article VII, Section 2 | | | |
| Part G | Amount to be Divided Among Participating Schools (Part E minus Part F) | | | 8,203.56 |

LIST BELOW INDIVIDUAL AMOUNTS FOR REGIONAL TOURNAMENT NET PROFITS FROM PART E ABOVE, NOT INCLUDING TRAVEL EXPENSES

| School | Amount | School | Amount | School | Amount |
|------------|---------|--------|--------|-----------|---------|
| Ashland | 1025.44 | | | Russell | 1025.44 |
| E. Carter | 1025.44 | | | W. Carter | 1025.44 |
| Fleming Co | 1025.44 | | | | |
| Raceland | 1025.44 | | | | |
| Rowan Co. | 1025.44 | | | | |
| Rose Hill | 1025.44 | | | | |

PAID ATTENDANCE BY SESSIONS (Tickets Sold NOT money received)

| BOYS | | GIRLS | | COMBINED | |
|---------|------|---------|------|----------|------|
| Session | Paid | Session | Paid | Session | Paid |
| 1 | | 1 | 710 | | |
| 2 | | 2 | 1173 | | |
| 3 | | 3 | 859 | | |
| 4 | | 4 | 571 | | |
| 5 | | | | | |
| 6 | | | | | |
| 7 | | | | | |
| Total | | Total | 3313 | Total | |

**** NOTE ** IF ANY OTHER PLAN FOR THE DIVISION OF TOURNAMENT RECEIPTS IS USED, A MAJORITY VOTE OF THE PARTICIPATING SCHOOLS MUST BE OBTAINED, DOCUMENTED, AND SENT TO THE KHSAA.**

Keith Kappes
 MANAGER
 Keith Kappes

Morehead State Univ.
 SCHOOL

606-783-2031
 DAYTIME PHONE

16th REGION BOYS BASKETBALL TOURNAMENT

MOREHEAD STATE UNIVERSITY

March 7, 8, 10, & 12, 2007

OTHER EXPENSES

| | |
|------------------------|----------|
| Tournament Manager | 300.00 |
| Asst. Tour. Manager | 300.00 |
| Official Timer | 175.00 |
| Official Scorer | 175.00 |
| Facilities Coordinator | 200.00 |
| PA Annoucer | 175.00 |
| Possession Indicator | 175.00 |
| Ticket Personnel | 1,260.00 |
| Cheer Coordinator | 100.00 |
| Cheer Judges | 254.00 |
| Team Security | 500.00 |
| Nets | 20.00 |
| Tickets | 770.03 |
| Officials Coordinator | 200.00 |

TOTAL **\$4,604.03**